

UVOS Skive/Non-Skive Swage Ferrule for Braided and Spiral Hose

The patented VOSWINKEL UVOS system contains a comprehensive range of skive/non-skive swage ferrules for braided and spiral hose according to EN 853, EN 854, EN 857 and EN 856.

It is available for standard hose sizes from DN 06 to DN 12 (equals 1/4" to 1/2" and -04 to -08) with only one swage ferrule required per nominal size.

- Convincingly simple and extremely easy use
- Flow cross section enlarged by the patented "self-adjusting" design of the ferrule
- Preventing the hose insert from collapsing and constricting the flow due to the ability to adapt to the hose and hose insert parameters
- Providing the prerequisite for reducing the wall thickness of the hose insert and consequently achieving a substantially larger clear flow cross section in the constriction zone
- Resulting in a significant improvement in hydraulic output while achieving excellent connection stability without creating tension in the connection zone which exceeds the yield strength of the hose insert material

Skive



Non-Skive



EN 853
1SN/2SN
1ST/2ST (skive)

EN 854
2TE/3TE

EN 857
1SC/2SC

EN 856
4SP



ecovos™
vvos
UVOS Skive/Non-Skive Swage Ferrule for Braided and Spiral Hose Series 15000

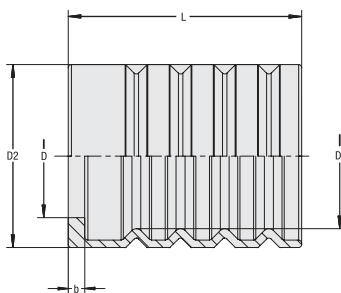
Suitable for 1SN, 2SN, 1ST, 2ST, 1SC, 2SC,
1SN-K, 2SN-K, 2TE, 3TE, 4SP

Standards EN 853, EN 854, EN 856, EN 857

Material Carbon Steel

Surface Finishing Zinc/Nickel-Plating *Δplus*

Maximum working pressures depending on the type of the hose connector and the hose type.

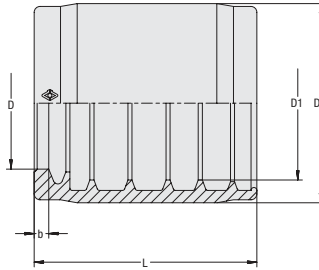

A

Hose Size			Dimensions (mm/in)					Weight (kg/lbs) ca. per 100	VOSWINKEL Part Numbers	STAUFF Ordering Codes
DN	inch	Dash	D	D1	D2	L	b			
06	1/4"	-04	12,5	15,6	20,6	31,0	2,4	1,9	15000N06	HF-2000-06-W3
			.49	.61	.81	1.22	.09	4.19		
08	5/16"	-05	14,0	17,5	22,5	31,0	2,4	2,2	15000N08	HF-2000-08-W3
			.55	.69	.89	1.22	.09	4.85		
10	3/8"	-06	15,0	20,0	26,0	34,0	2,6	3,3	15000N10	HF-2000-10-W3
			.59	.79	1.02	1.34	.10	7.28		
12	1/2"	-08	19,5	23,0	29,0	37,0	2,6	3,9	15000N12	HF-2000-12-W3
			.77	.91	1.14	1.46	.10	8.60		



Non-Skive Swage Ferrule for Braided Hose Series 15011

ecovos™



Suitable for Standards 1SN, 2SN, 2SC, 2SN-K
EN 853, EN 857

Material Carbon Steel
Surface Finishing Zinc/Nickel-Plating *Δplus*

Maximum working pressures depending on the type of the hose connector and the hose type.

Hose Size			Dimensions (mm/in)					Weight (%/lbs) ca. per 100	VOSWINKEL Part Numbers	STAUFF Ordering Codes
DN	inch	Dash	D	D1	D2	L	b			
05	1/8"	-03	9,8	12,5	17,0	27,3	2,0	1,7	15110N05 1SN	HF-1001-05-W3
			.39	.49	.67	1.07	.08	3.64		
05	1/8"	-03	9,8	14,0	18,6	27,3	2,0	2,0	15220N05 2SN	HF-1002-05-W3
			.39	.55	.73	1.07	.08	4.30		
06	1/4"	-04	11,8	15,7	21,0	31,0	2,5	2,6	15011N06	HF-1000-06-W3
			.46	.62	.83	1.22	.10	5.62		
08	5/16"	-05	13,2	17,3	22,5	31,0	2,5	2,7	15011N08	HF-1000-08-W3
			.52	.68	.89	1.22	.10	5.84		
10	3/8"	-06	15,5	19,8	26,5	33,0	2,5	4,7	15011N10	HF-1000-10-W3
			.61	.78	1.04	1.30	.10	10.25		
12	1/2"	-08	19,2	23,0	30,0	36,0	2,5	5,7	15011N12	HF-1000-12-W3
			.76	.91	1.18	1.42	.10	12.57		
16	5/8"	-10	22,5	26,2	34,0	38,0	2,5	7,8	15011N16	HF-1000-16-W3
			.89	1.03	1.34	1.50	.10	17.09		
19	3/4"	-12	25,5	30,1	38,0	44,0	3,0	10,4	15011N20	HF-1000-19-W3
			1.00	1.19	1.50	1.73	.12	22.82		
25	1"	-16	32,8	38,8	47,0	52,0	3,7	16,4	15011N25	HF-1000-25-W3
			1.29	1.53	1.85	2.05	.15	36.16		
31	1 1/4"	-20	40,5	49,3	57,0	60,0	4,0	21,1	15011N32	HF-1000-31-W3
			1.59	1.94	2.24	2.36	.16	46.53		
38	1 1/2"	-24	46,6	55,8	65,0	73,0	4,3	37,5	15011N40	HF-1000-38-W3
			1.83	2.20	2.56	2.87	.17	82.58		
51	2"	-32	58,9	68,5	78,0	80,0	4,3	50,0	15011N50	HF-1000-51-W3
			2.32	2.70	3.07	3.15	.17	110.25		

Related Products and Accessories



DORNVOS Test Mandrels Pages 185-187

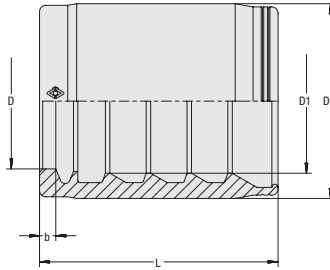


ecovos™
Skive/Non-Skive Swage Ferrule for Braided Hose Series 15021

Suitable for Standards 1SN, 2SC, 2SN-K, 1SC, 1SN-K
EN 853, EN 857

Material Carbon Steel
Surface Finishing Zinc/Nickel-Plating $\Delta plus$

Maximum working pressures depending on the type of the hose connector and the hose type.


A

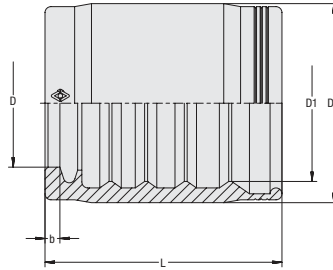
Hose Size			Dimensions (mm/in)					Weight	VOSWINKEL	STAUFF
DN	inch	Dash	D	D1	D2	L	b	(kg/lbs) ca. per 100	Part Numbers	Ordering Codes
05	1/8"	-03	9,4	10,9	17,3	27,3	2,0	2,4	15100N05 1ST	HF-3001-05-W3
			.37	.43	.68	1.07	.08	5.29		
06	1/4"	-04	11,0	13,2	20,0	31,0	2,5	3,1	15021N06	HF-2001-06-W3
			.43	.52	.79	1.22	.10	6.84		
08	5/16"	-05	12,6	15,5	20,6	31,0	2,6	2,55	15021N08	HF-2001-08-W3
			.50	.61	.81	1.22	.10	5.62		
10	3/8"	-06	14,1	16,6	23,6	33,0	2,5	4,3	15021N10	HF-2001-10-W3
			.56	.65	.93	1.30	.10	9.37		
12	1/2"	-08	17,6	19,5	27,0	35,0	2,5	5,6	15021N12	HF-2001-12-W3
			.69	.77	1.06	1.38	.10	12.35		
16	5/8"	-10	21,6	23,0	31,0	38,0	2,6	7,5	15021N16	HF-2001-16-W3
			.85	.91	1.22	1.50	.10	16.54		
19	3/4"	-12	24,5	26,8	35,0	44,0	3,0	10,3	15021N20	HF-2001-19-W3
			.96	1.06	1.38	1.73	.12	22.60		
25	1"	-16	30,4	34,1	42,0	52,0	3,7	14,3	15021N25	HF-2001-25-W3
			1.20	1.34	1.65	2.05	.15	31.42		
38	1 1/2"	-24	44,4	51,3	62,0	68,0	4,3	42,4	15021N40	HF-2001-38-W3
			1.75	2.02	2.44	2.68	.17	93.38		
51	2"	-32	56,7	64,0	75,0	80,0	4,3	62,0	15021N50	HF-2001-51-W3
			2.23	2.52	2.95	3.15	.17	136.60		

Related Products and Accessories

DORNVOS Test Mandrels Pages 185-187


Skive Swage Ferrule for Braided and Spiral Hose Series 15031

ecovos™



Suitable for 2SN, SPC3, 4SP
4SH (DN 19 to DN 31)
Standards EN 853, EN 856
Material Carbon Steel
Surface Finishing Zinc/Nickel-Plating $\Delta plus$

Maximum working pressures depending on the type of the hose connector and the hose type.

Hose Size			Dimensions (mm/in)					Weight (%/lbs) ca. per 100	VOSWINKEL Part Numbers	STAUFF Ordering Codes
DN	inch	Dash	D	D1	D2	L	b			
05	1/8"	-03	9,4	12,3	19,0	27,3	2,0	2,8	15200N05 2ST	HF-3002-05-W3
			.37	.48	.75	1.07	.08	6.17		
06	1/4"	-04	10,2	15,5	22,0	34,0	2,5	4,1	15031N06	HF-3000-06-W3
			.40	.61	.87	1.34	.10	8.93		
08	5/16"	-05	12,7	17,2	23,0	31,0	2,5	3,45	15031N08	HF-3000-08-W3
			.50	.68	.91	1.22	.10	7.61		
10	3/8"	-06	14,5	18,9	26,0	38,0	2,5	5,5	15031N10	HF-3000-10-W3
			.57	.74	1.02	1.50	.10	12.13		
12	1/2"	-08	18,5	22,2	30,0	40,0	2,5	7,5	15031N12	HF-3000-12-W3
			.73	.87	1.18	1.57	.10	16.54		
16	5/8"	-10	21,6	26,4	33,6	40,0	2,5	8,3	15031N16	HF-3000-16-W3
			.85	1.04	1.32	1.57	.10	18.30		
19	3/4"	-12	25,0	30,2	39,0	50,0	3,0	15,3	15031N20	HF-3000-19-W3 ¹
			.98	1.19	1.54	1.97	.12	33.63		
25	1"	-16	30,9	36,7	46,0	60,0	3,7	21,8	15031N25	HF-3000-25-W3 ¹
			1.22	1.44	1.81	2.36	.15	48.07		
31	1 1/4"	-20	38,8	47,0	57,0	65,0	4,0	33,4	15031N32	HF-3000-31-W3 ¹
			1.53	1.85	2.24	2.56	.16	73.54		
38	1 1/2"	-24	44,4	53,7	65,0	73,0	4,3	51,9	15031N40	HF-3000-38-W3
			1.75	2.11	2.56	2.87	.17	114.33		
51	2"	-32	57,3	66,6	78,0	80,0	4,3	68,4	15031N50	HF-3000-51-W3
			2.26	2.62	3.07	3.15	.17	150.71		

¹ Approved for use with spiral hose 4SH according to EN 856.

Related Products and Accessories



DORNVOS Test Mandrels Pages 185-187

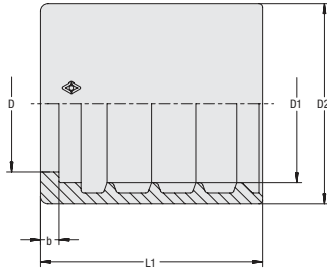


ECOIVOS™
AGRIVOS
AGRIVOS Non-Skive Swage Ferrule for Compact Braided Hose Series 15211

Suitable for 2SC, 2SN-K
Standard EN 857
Pressure Level Isobaric 250 bar / 25 MPa / 3625 PSI

Material Carbon Steel
Surface Finishing Zinc/Nickel-Plating *Δplus*

Maximum working pressures depending on the type of the hose connector and the hose type.


A

Hose Size			Dimensions (mm/in)					Weight (kg/lbs) ca. per 100	VOSWINKEL Part Numbers	STAUFF Ordering Codes
DN	inch	Dash	D	D1	D2	L	b			
06	1/4"	-04	11,4	14	18,8	25,0	2,5	1,95	15211N06	HF-1003-06-W3
			.45	.55	.74	.98	.10	4.30		
08	5/16"	-05	13,6	15,8	20,6	25,0	2,5	2,1	15211N08	HF-1003-08-W3
			.54	.62	.81	.98	.10	4.63		
10	3/8"	-06	15,0	18,0	23,6	26,5	2,5	3,1	15211N10	HF-1003-10-W3
			.59	.71	.93	1.04	.10	6.84		
12	1/2"	-08	18,4	21,3	27,0	30,0	2,5	3,8	15211N12	HF-1003-12-W3
			.72	.84	1.06	1.18	.10	8.27		

Related Products and Accessories

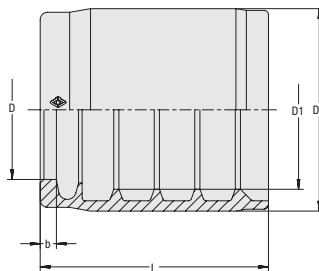
DORNVOS Test Mandrels Pages 185-187


CVOS Non-Skive Swage Ferrule for Compact Braided Hose Series 15311

CVOS

ecovos™

A



Suitable for Standard 1SC, 2SC, 1SN-K, 2SN-K
EN 857

Material Carbon Steel
Surface Finishing Zinc/Nickel-Plating $\Delta plus$

Maximum working pressures depending on the type of the hose connector and the hose type.

Hose Size			Dimensions (mm/in)					Weight (kg/lbs) ca. per 100	VOSWINKEL Part Numbers	STAUFF Ordering Codes
DN	inch	Dash	D	D1	D2	L	b			
06	1/4"	-04	11,2	14,5	19,0	26,0	2,2	1,7	15311N06	HF-1004-06-W3
			.44	.57	.75	1.02	.09	3.75		
08	5/16"	-05	13,2	16,4	21,0	26,0	2,2	2,0	15311N08	HF-1004-08-W3
			.52	.65	.83	1.02	.09	4.30		
10	3/8"	-06	15,0	18,0	24,0	27,5	2,2	3,2	15311N10	HF-1004-10-W3
			.59	.71	.94	1.08	.09	7.06		
12	1/2"	-08	18,9	21,6	27,5	31,0	2,2	3,6	15311N12	HF-1004-12-W3
			.74	.85	1.08	1.22	.09	7.83		

Related Products and Accessories



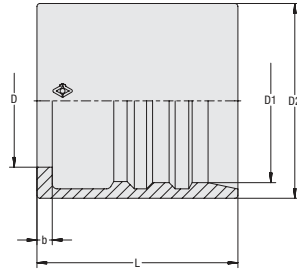
DORNVOS Test Mandrels Pages 185-187



ecovos™
**Non-Skive Swage Ferrule for Hose with Textile Insert
Series 15330**
Suitable for 2TE, 3TE
Standard EN 854

Material Carbon Steel
Surface Finishing Zinc/Nickel-Plating *Δplus*

Maximum working pressures depending on the type of the hose connector and the hose type.


A

Hose Size			Dimensions (mm/in)					Weight (%/lbs) ca. per 100	VOSWINKEL Part Numbers	STAUFF Ordering Codes
DN	inch	Dash	D	D1	D2	L	b			
05	1/8"	-03	9,8	12,5	17,0	27,3	2,0	1,65	15110N05 2TE	HF-1001-05-W3
			.39	.49	.67	1.07	.08	3.64		
05	1/8"	-03	9,8	14,0	18,6	27,3	2,0	2,0	15220N05 3TE	HF-1002-05-W3
			.39	.55	.73	1.07	.08	4.30		
06	1/4"	-04	11,6	15,3	19,0	28,0	2,4	1,85	15330N06	HF-1005-06-W3
			.46	.60	.75	1.10	.09	4.08		
08	5/16"	-05	12,8	17,2	22,3	30,2	2,5	2,9	15330N08	HF-1005-08-W3
			.50	.68	.88	1.19	.10	6.39		
10	3/8"	-06	14,9	19,2	23,0	29,5	2,4	2,5	15330N10	HF-1005-10-W3
			.59	.76	.91	1.16	.09	5.51		
12	1/2"	-08	18,5	23,0	27,0	31,0	2,5	3,1	15330N12	HF-1005-12-W3
			.73	.91	1.06	1.22	.10	6.84		
16	5/8"	-10	21,8	26,9	32,0	33,0	2,5	5,3	15330N16	HF-1005-16-W3
			.86	1.06	1.26	1.30	.10	11.69		
19	3/4"	-12	24,6	29,9	35,0	37,5	3,0	6,7	15330N20	HF-1005-19-W3
			.97	1.18	1.38	1.48	.12	14.66		
25	1"	-16	30,8	37,2	42,0	45,5	3,4	9,8	15330N25	HF-1005-25-W3
			1.21	1.46	1.65	1.79	.13	21.50		
31	1 1/4"	-20	37,9	43,5	48,0	55,0	3,8	12,8	15330N32	HF-1005-31-W3
			1.49	1.71	1.89	2.17	.15	28.22		
51	2"	-32	56,8	64,5	75,9	78,5	4,0	61,5	15330N50 3TE	HF-1005-51-W3
			2.24	2.54	2.99	3.09	.16	135.50		

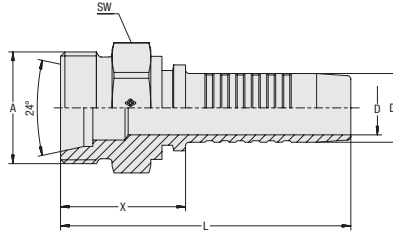
Related Products and Accessories

DORNVOS Test Mandrels Pages 185-187


Straight Insert with Male Metric Thread and 24° Conical Bore
Type CEL (Light Series)

ecovos™

A



Connection Type Male Metric Thread
Sealing Type 24° Conical Bore
 (Shape W acc. to DIN 3861)
Standard ISO 8434-1
Material Carbon Steel
Surface Finishing Zinc/Nickel-Plating $\Delta plus$

Hose Size		Connection Size			Dimensions (mm/in)					Weight	VOSWINKEL	STAUFF
DN	inch	Dash	Thread	Dash	D	D1	X	L	SW (Hex)	(*9/10) ca. per 100	Part Numbers	Ordering Codes
05	1/8"	-03	M12x1,5	-03	2,9 .11	5,1 .20	22,0 .87	47,0 1.85	14,0 .55	1,8 3.97	11101N05	HCS-05-CE-6L-M-W3
06	1/4"	-04	M14x1,5	-04	3,9 .15	6,7 .26	23,5 .93	53,5 2.11	14 .55	2,3 5.07	11101N06	HCS-06-CE-8L-M-W3
06	1/4"	-04	M12x1,5	-03	3,9 .15	6,7 .26	23,5 .93	53,5 2.11	14 .55	2,2 4.85	11101N0605	HCS-06-CE-6L-M-W3
06	1/4"	-04	M16x1,5	-05	3,9 .15	6,7 .26	25,5 1.00	55,5 2.19	17 .67	3,1 6.73	11101N0608	HCS-06-CE-10L-M-W3
06	1/4"	-04	M18x1,5	-06	3,9 .15	6,7 .26	25,5 1.00	55,5 2.19	19,0 .75	3,4 7.50	11101N0610	HCS-06-CE-12L-M-W3
08	5/16"	-05	M16x1,5	-05	5,4 .21	8,2 .32	24,5 .96	54,5 2.15	17,0 .67	3,1 6.84	11101N08	HCS-08-CE-10L-M-W3
08	5/16"	-05	M18x1,5	-06	5,4 .21	8,2 .32	25,5 1.00	55,5 2.19	19,0 .75	3,6 7.83	11101N0810	HCS-08-CE-12L-M-W3
10	3/8"	-06	M18x1,5	-06	6,5 .26	9,9 .39	25,5 .96	59,0 2.32	19,0 .75	4,1 9.04	11101N10	HCS-10-CE-12L-M-W3
10	3/8"	-06	M16x1,5	-05	6,5 .26	9,9 .39	24,5 .96	58,0 2.28	17,0 .67	3,7 8.05	11101N1008	HCS-10-CE-10L-M-W3
10	3/8"	-06	M22x1,5	-08	6,5 .26	9,9 .39	27,5 1.08	61,0 2.40	22,0 .87	5,8 12.79	11101N1012	HCS-10-CE-15L-M-W3
12	1/2"	-08	M22x1,5	-08	9,5 .37	13,0 .51	28,0 1.10	63,5 2.50	22,0 .87	6,6 14.55	11101N12	HCS-12-CE-15L-M-W3
12	1/2"	-08	M18x1,5	-06	9,5 .37	13,0 .51	26,5 1.04	62,0 2.44	19,0 .75	5,1 11.14	11101N1210	HCS-12-CE-12L-M-W3
12	1/2"	-08	M26x1,5	-10	9,5 .37	13,0 .51	29,5 1.16	65,0 2.56	27,0 1.06	9,1 19.96	11101N1216	HCS-12-CE-18L-M-W3
16	5/8"	-10	M26x1,5	-10	12,6 .50	16,0 .63	29,0 1.14	67,5 2.66	27,0 1.06	9,3 20.51	11101N16	HCS-16-CE-18L-M-W3
19	3/4"	-12	M30x2	-12	12,6 .50	16,0 .63	32,0 1.26	70,5 2.78	30,0 1.18	11,2 24.70	11101N1620	HCS-16-CE-22L-M-W3
19	3/4"	-12	M30x2	-12	14,8 .58	19,1 .75	32,5 1.28	78,5 3.09	30,0 1.18	13,2 29.00	11101N20	HCS-19-CE-22L-M-W3
25	1"	-16	M36x2	-16	20,0 .79	25,9 1.02	34,5 1.36	89,5 3.52	36,0 1.42	23,0 50.60	11101N25	HCS-25-CE-28L-M-W3
19	3/4"	-12	M30x2	-12	20,0 .79	25,9 1.02	34,5 1.36	89,5 3.52	30,0 1.18	18,1 39.91	11101N2520	HCS-25-CE-22L-M-W3
31	1 1/4"	-20	M45x2	-20	26,0 1.02	32,5 1.28	39,5 1.56	99,5 3.92	46,0 1.81	38,5 84.89	11101N32	HCS-31-CE-35L-M-W3
38	1 1/2"	-24	M52x2	-24	31,0 1.22	38,9 1.53	42,5 1.67	110,0 4.33	55,0 2.17	58,3 128.44	11101N40	HCS-38-CE-42L-M-W3

Related Products and Accessories



Swage Ferrules

Pages 14-21



ECOVOS VA Version

Page 102



MULTIVOS Version

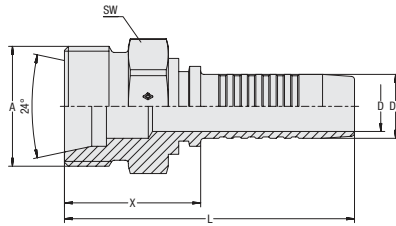
Page 142



ecoVOS™
Straight Insert with Male Metric Thread and 24° Conical Bore Type CES (Heavy Series)

Connection Type Male Metric Thread
Sealing Type 24° Conical Bore
 (Shape W acc. to DIN 3861)
Standard ISO 8434-1

Material Carbon Steel
Surface Finishing Zinc/Nickel-Plating $\Delta plus$


A

Suitable for use with mobile interlocking protection (nominal sizes DN 16 to DN 31)

Hose Size			Connection Size		Dimensions (mm/in)					Weight	VOSWINKEL	STAUFF
DN	inch	Dash	Thread	Dash	D	D1	X	L	SW (Hex)	(^{kg} /lbs) ca. per 100	Part Numbers	Ordering Codes
05	1/8"	-03	M16x1,5	-03	2,9 .11	5,1 .20	24,0 .94	49,0 1.93	17,0 .67	2,9 6.39	11111N05	HCS-05-CE-8S-M-W3
06	1/4"	-04	M18x1,5	-04	3,9 .15	6,7 .26	26,5 1.04	56,5 2.22	19 .75	4,0 8.82	11111N06	HCS-06-CE-10S-M-W3
06	1/4"	-04	M16x1,5	-03	3,9 .15	6,7 .26	25,5 1.00	55,5 2.19	17 .67	3,3 7.28	11111N0605	HCS-06-CE-8S-M-W3
06	1/4"	-04	M20x1,5	-05	3,9 .15	6,7 .26	27,5 1.08	57,5 2.26	22 .87	5,2 11.36	11111N0608	HCS-06-CE-12S-M-W3
08	5/16"	-05	M20x1,5	-05	5,4 .21	8,2 .32	27,5 1.08	57,5 2.26	22,0 .87	5,3 11.69	11111N08	HCS-08-CE-12S-M-W3
10	3/8"	-06	M22x1,5	-06	6,5 .26	9,9 .39	29,5 1.16	63,0 2.48	22,0 .87	6,5 14.22	11111N10	HCS-10-CE-14S-M-W3
10	3/8"	-06	M20x1,5	-05	6,5 .26	9,9 .39	27,5 1.08	61,0 2.40	22,0 .87	5,9 13.01	11111N1008	HCS-10-CE-12S-M-W3
12	1/2"	-08	M24x1,5	-08	9,5 .37	13,0 .51	30,0 1.18	65,5 2.58	24,0 .94	8,0 17.53	11111N12	HCS-12-CE-16S-M-W3
12	1/2"	-08	M20x1,5	-05	9,5 .37	13,0 .51	28,0 1.10	63,5 2.50	22,0 .87	6,6 14.44	11111N1208	HCS-12-CE-12S-M-W3
12	1/2"	-08	M22x1,5	-06	9,5 .37	13,0 .51	30,0 1.18	65,5 2.58	22,0 .87	7,3 16.10	11111N1210	HCS-12-CE-14S-M-W3
12	1/2"	-08	M30x2	-10	9,5 .37	13,0 .51	34,0 1.34	70,0 2.76	30,0 1.18	13,1 28.89	11111N1216	HCS-12-CE-20S-M-W3
16	5/8"	-10	M30x2	-10	12,6 .50	16,0 .63	34,0 1.34	72,5 2.85	30,0 1.18	12,9 28.33	11111N16	HCS-16-CE-20S-M-W3
16	5/8"	-10	M36x2	-12	12,6 .50	16,0 .63	37,0 1.46	75,5 2.97	36,0 1.42	19,7 43.44	11111N1620	HCS-16-CE-25S-M-W3
19	3/4"	-12	M36x2	-12	14,8 .58	19,1 .75	37,5 1.48	83,5 3.29	36,0 1.42	20,4 44.87	11111N20	HCS-19-CE-25S-M-W3
19	3/4"	-12	M30x2	-10	14,8 .58	19,1 .75	34,5 1.36	80,5 3.17	30,0 1.18	14,8 32.63	11111N2016	HCS-19-CE-20S-M-W3
25	1"	-16	M42x2	-16	20,0 .79	25,9 1.02	42,5 1.67	97,5 3.84	46,0 1.81	36,4 80.26	11111N25	HCS-25-CE-30S-M-W3
25	1"	-16	M36x2	-12	20,0 .79	25,9 1.02	38,5 1.52	93,5 3.68	36,0 1.42	25,5 56.23	11111N2520	HCS-25-CE-25S-M-W3
25	1"	-16	M52x2	-20	20,0 .79	25,9 1.02	46,5 1.83	101,5 4.00	55,0 2.17	55,7 122.71	11111N2532	HCS-25-CE-38S-M-W3
31	1 1/4"	-20	M52x2	-20	26,0 1.02	32,5 1.28	47,5 1.87	107,5 4.23	55,0 2.17	57,30 126.35	11111N32	HCS-31-CE-38S-M-W3
25	1"	-16	M52x2	-20	20,0 .79	25,9 1.02	46,5 1.83	101,5 4.00	55,0 2.17	55,7 122.71	11111N2532	HCS-25-CE-38S-M-W3

Related Products and Accessories

Swage Ferrules

Pages 14-21


Mobile Interlocking Protection

Page 88


ECOVS VA Version

Page 103

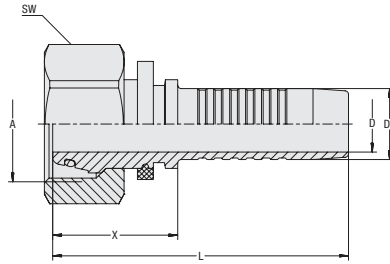

MULTIVOS Version

Page 143



Straight Insert with Female Metric Nut Thread and 24° Taper / O-Ring Type DKOL (Light Series)

ecovos™



Connection Type Female Metric Nut Thread
Sealing Type 24° Taper with O-Ring
Standard ISO 8434-1

Material Carbon Steel
Surface Finishing Zinc/Nickel-Plating *Δplus*
Sealing Material NBR (Buna-N®)

Hose Size			Connection Size		Dimensions (mm/in)					Weight	VOSWINKEL	STAUFF
DN	inch	Dash	Thread	Dash	D	D1	X	L	SW (Hex)	(*9/16) ca. per 100	Part Numbers	Ordering Codes
05	1/8"	-03	M12x1,5	-03	2,9 .11	5,1 .20	24,5 .96	49,0 1.93	14,0 .55	2,1 4.63	11221N05	HCS-05-DKO-6L-S-OR-B-M-W3
06	1/4"	-04	M14x1,5	-04	3,9 .15	6,7 .26	24,5 .96	54,0 2.13	17,0 .67	3,3 7.17	11221N06	HCS-06-DKO-8L-S-OR-B-M-W3
06	1/4"	-04	M12x1,5	-03	3,9 .15	6,7 .26	21,0 .83	51,0 2.01	14,0 .55	2,3 5.07	11221N0605	HCS-06-DKO-6L-W-OR-B-M-W3
06	1/4"	-04	M12x1,5	-03	3,9 .15	6,7 .26	21,0 .83	51,0 2.01	17,0 .67	3,2 7.06	11221N0605-SW17	HCS-06-DKO-6L-W-OR-B-M-W3-SW17
06	1/4"	-04	M16x1,5	-05	3,9 .15	6,7 .26	26,0 1.02	55,5 2.19	19,0 .75	4,0 8.82	11221N0608	HCS-06-DKO-10L-S-OR-B-M-W3
06	1/4"	-04	M18x1,5	-08	3,9 .15	6,7 .26	29,0 1.14	59,0 2.32	22,0 .87	5,3 11.69	11221N0610	HCS-06-DKO-12L-S-OR-B-M-W3
08	5/16"	-05	M16x1,5	-05	5,4 .21	8,2 .32	26,0 1.02	55,5 2.19	19,0 .75	4,2 9.26	11221N08	HCS-08-DKO-10L-S-OR-B-M-W3
08	5/16"	-05	M14x1,5	-04	5,4 .21	8,2 .32	22,0 .87	52,0 2.05	17,0 .67	3,3 7.28	11221N0806	HCS-08-DKO-8L-W-OR-B-M-W3
08	5/16"	-05	M18x1,5	-06	5,4 .21	8,2 .32	30,0 1.18	60,0 2.36	22,0 .87	5,7 12.46	11221N0810	HCS-08-DKO-12L-S-OR-B-M-W3
10	3/8"	-06	M18x1,5	-06	6,5 .26	9,9 .39	26,0 1.02	59,0 2.32	22,0 .87	6,0 13.12	11221N10	HCS-10-DKO-12L-S-OR-B-M-W3
10	3/8"	-06	M16x1,5	-05	6,5 .26	9,9 .39	22,5 .89	56,0 2.20	19,0 .75	4,6 10.14	11221N1008	HCS-10-DKO-10L-W-OR-B-M-W3
10	3/8"	-06	M22x1,5	-08	6,5 .26	9,9 .39	25,0 .98	58,5 2.30	27,0 1.06	8,7 19.18	11221N1012	HCS-10-DKO-15L-S-OR-B-M-W3
12	1/2"	-08	M22x1,5	-08	9,5 .37	13,0 .51	25,5 1.00	61,0 2.40	27,0 1.06	8,9 19.51	11221N12	HCS-12-DKO-15L-S-OR-B-M-W3
12	1/2"	-08	M18x1,5	-06	9,5 .37	13,0 .51	24,0 .94	59,5 2.34	22,0 .87	6,50 14.33	11221N1210	HCS-12-DKO-12L-W-OR-B-M-W3
12	1/2"	-08	M26x1,5	-10	9,5 .37	13,0 .51	34,5 1.36	70,0 2.76	32,0 1.26	13,15 29.00	11221N1216	HCS-12-DKO-18L-S-OR-B-M-W3
16	5/8"	-10	M26x1,5	-10	12,6 .50	16,0 .63	28,0 1.10	66,5 2.62	32,0 1.26	12,5 27.56	11221N16	HCS-16-DKO-18L-S-OR-B-M-W3
16	5/8"	-10	M30x2	-12	12,6 .50	16,0 .63	34,5 1.36	73,0 2.87	36,0 1.42	17,1 37.71	11221N1620	HCS-16-DKO-22L-S-OR-B-M-W3
16	5/8"	-10	M22x1,5	-08	12,6 .50	16,0 .63	44,5 1.75	83,0 3.27	27,0 1.06	13,8 30.43	21221N1612	HCS-16-DKO-15L-S-OR-B-B-W3
12	1/2"	-08	M26x1,5	-10	9,5 .37	13,0 .51	34,5 1.36	70,0 2.76	32,0 1.26	13,15 29.00	11221N1216	HCS-12-DKO-18L-S-OR-B-M-W3
16	5/8"	-10	M26x1,5	-10	12,6 .50	16,0 .63	28,0 1.10	66,5 2.62	32,0 1.26	12,5 27.56	11221N16	HCS-16-DKO-18L-S-OR-B-M-W3
16	5/8"	-10	M30x2	-12	12,6 .50	16,0 .63	34,5 1.36	73,0 2.87	36,0 1.42	17,1 37.71	11221N1620	HCS-16-DKO-22L-S-OR-B-M-W3
16	5/8"	-10	M22x1,5	-08	12,6 .50	16,0 .63	44,5 1.75	83,0 3.27	27,0 1.06	13,8 30.43	21221N1612	HCS-16-DKO-15L-S-OR-B-B-W3

Related Products and Accessories



Swage Ferrules

Pages 14-21



45° Version

Pages 26-27



ECOVOS VA Version

Page 107



Version with Block Stop

Page 38



90° Version

Pages 28-29



MULTIVOS Version

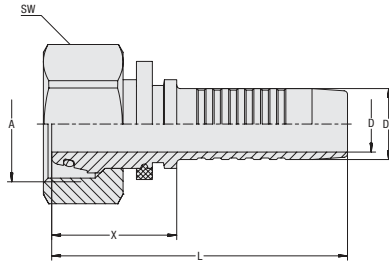
Page 144



ecoVOS™
Straight Insert with Female Metric Nut Thread and 24° Taper / O-Ring Type DKOL (Light Series)

Connection Type Female Metric Nut Thread
Sealing Type 24° Taper with O-Ring
Standard ISO 8434-1

Material Carbon Steel
Surface Finishing Zinc/Nickel-Plating $\Delta plus$
Sealing Material NBR (Buna-N®)


A

Hose Size			Connection Size		Dimensions (mm/in)					Weight	VOSWINKEL	STAUFF
DN	inch	Dash	Thread	Dash	D	D1	X	L	SW (Hex)	(*9/16) ca. per 100	Part Numbers	Ordering Codes
19	3/4"	-05	M30x2	-12	14,8	19,1	30,0	76,0	36,0	18,4	11221N20	HCS-19-DK0-22L-S-OR-B-M-W3
					.58	.75	1.18	2.99	1.42	40.57		
19	3/4"	-05	M22x1,5	-08	14,8	19,1	24,0	70,0	27,0	11,9	11221N2012	HCS-19-DK0-15L-W-OR-B-M-W3
					.58	.75	.94	2.76	1.06	26.13		
19	3/4"	-05	M26x1,5	-10	14,8	19,1	25,5	71,5	32,0	14,4	11221N2016	HCS-19-DK0-18L-W-OR-B-M-W3
					.58	.75	1.00	2.81	1.26	31.64		
19	3/4"	-05	M36x2	-16	14,8	19,1	34,0	78,0	41,0	25,0	11221N2025	HCS-19-DK0-28L-S-OR-B-M-W3
					.58	.75	1.34	3.07	1.61	55.13		
25	1"	-16	M36x2	-16	20,0	25,9	33,0	88,0	41,0	28,0	11221N25	HCS-25-DK0-28L-S-OR-B-M-W3
					.79	1.02	1.30	3.46	1.61	61.74		
25	1"	-16	M45x2	-20	20,0	25,9	36,0	91,0	50,0	42,2	11221N2532	HCS-25-DK0-35L-S-OR-B-M-W3
					.79	1.02	1.42	3.58	1.97	92.94		
25	1"	-16	M30x2	-12	20,0	25,9	45,0	100,0	36,0	32,7	21221N2520	HCS-25-DK0-22L-S-OR-B-B-W3
					.79	1.02	1.77	3.94	1.42	72.10		
31	1 1/4"	-20	M45x2	-20	26,0	32,5	47,5	107,5	50,0	47,3	11221N32	HCS-31-DK0-35L-S-OR-B-M-W3
					1.02	1.28	1.46	3.82	1.97	96.47		
31	1 1/4"	-20	M30x2	-16	26,0	32,5	47,5	107,5	50,0	47,3	21221N3225	HCS-31-DK0-28L-S-OR-B-B-W3
					1.02	1.28	1.87	4.23	1.97	104.30		
31	1 1/4"	-20	M52x2	-24	26,0	32,5	55,0	115,0	60,0	73,8	21221N3240	HCS-31-DK0-42L-S-OR-B-B-W3
					1.02	1.28	2.17	4.53	2.36	162.73		
38	1 1/2"	-24	M52x2	-24	31,0	38,9	35,5	103,0	60,0	66,0	11221N40	HCS-38-DK0-42L-S-OR-B-M-W3
					1.22	1.53	1.40	4.06	2.36	145.53		
38	1 1/2"	-24	M45x2	-20	31,0	38,9	56,0	123,5	50,0	71,5	21221N4032	HCS-38-DK0-35L-S-OR-B-B-W3
					1.22	1.53	2.20	4.86	1.97	157.66		
51	2"	-32	M52x2	-24	40,0	51,6	59,5	134,5	60,0	132,8	21221N5040	HCS-51-DK0-42L-S-OR-B-B-W3
					1.57	2.03	2.34	5.30	2.36	292.82		

Related Products and Accessories

Swage Ferrules

Pages 14-21


45° Version

Pages 26-27


ECOVS VA Version

Page 107


Version with Block Stop

Page 38


90° Version

Pages 28-29

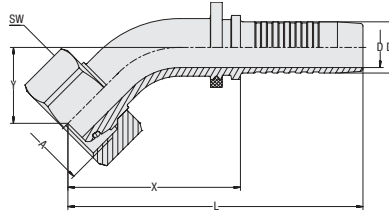

MULTIVOS Version

Page 144



45° Elbow Insert with Female Metric Nut Thread and 24° Taper / O-Ring Type DKOL 45° (Light Series)

ecovos™



Connection Type Female Metric Nut Thread
Sealing Type 24° Taper with O-Ring
Standard ISO 8434-1

Material Carbon Steel
Surface Finishing Zinc/Nickel-Plating *Δplus*
Sealing Material NBR (Buna-N®)

Hose Size			Connection Size		Dimensions (mm/in)							Weight (%/lbs) ca. per 100	VOSWINKEL Part Numbers	STAUFF Ordering Codes
DN	inch	Dash	Thread	Dash	D	D1	X	L	Y	SW (Hex)				
05	1/8"	-03	M12x1,5	-03	2,9 .11	5,1 .20	31,8 1.25	56,5 2.22	15,0 .59	14,0 .55	2,3 5.07	11221N05054	HCS-05-DK0-6L-045-S-OR-B-M-W3	
06	1/4"	-04	M12x1,5	-03	3,9 .15	6,7 .26	36,5 1.44	66,5 2.62	18,0 .71	14,0 .55	3,1 6.73	11221N06054	HCS-06-DK0-6L-045-W-OR-B-M-W3	
06	1/4"	-04	M14x1,5	-04	3,9 .15	6,7 .26	36,0 1.42	66,0 2.60	16,0 .63	17,0 .67	3,6 7.94	11221N06064	HCS-06-DK0-8L-045-S-OR-B-M-W3	
06	1/4"	-04	M16x1,5	-05	3,9 .15	6,7 .26	38,5 1.52	68,5 2.70	18,5 .73	19,0 .75	4,9 10.69	11221N06084	HCS-06-DK0-10L-045-S-OR-B-M-W3	
06	1/4"	-04	M18x1,5	-06	3,9 .15	6,7 .26	39,5 1.56	69,5 2.74	18,5 .73	22,0 .87	6,0 13.23	11221N06104	HCS-06-DK0-12L-045-S-OR-B-M-W3	
08	5/16"	-05	M16x1,5	-05	5,4 .21	8,2 .32	38,5 1.52	68,5 2.70	18,5 .73	19,0 .75	5,0 10.91	11221N08084	HCS-08-DK0-10L-045-S-OR-B-M-W3	
08	5/16"	-05	M18x1,5	-06	5,4 .21	8,2 .32	40,0 1.57	70,0 2.76	18,0 .71	22,0 .87	6,3 13.89	11221N08104	HCS-08-DK0-12L-045-S-OR-B-M-W3	
08	5/16"	-05	M14x1,5	-04	5,4 .21	8,2 .32	50,0 1.97	80,0 3.15	20,0 .79	17,0 .67	5,7 12.57	21221N08064	HCS-08-DK0-8L-045-S-OR-B-B-W3	
10	3/8"	-06	M16x1,5	-05	6,5 .26	9,9 .39	44,0 1.73	77,0 3.03	19,5 .77	19,0 .75	6,5 14.33	11221N10084	HCS-10-DK0-10L-045-W-OR-B-M-W3	
10	3/8"	-06	M18x1,5	-06	6,5 .26	9,9 .39	41,5 1.63	74,5 2.93	17,5 .69	22,0 .87	7,2 15.88	11221N10104	HCS-10-DK0-12L-045-S-OR-B-M-W3	
10	3/8"	-06	M22x1,5	-08	6,5 .26	9,9 .39	48,0 1.89	82,0 3.23	19,5 .77	27,0 1.06	11,4 25.14	21221N10124	HCS-10-DK0-15L-045-S-OR-B-B-W3	
12	1/2"	-08	M22x1,5	-08	9,5 .37	13,0 .51	46,0 1.81	81,5 3.21	21,0 .83	27,0 1.06	11,1 24.48	11221N12124	HCS-12-DK0-15L-045-S-OR-B-M-W3	
12	1/2"	-08	M18x1,5	-06	9,5 .37	13,0 .51	49,5 1.95	85,0 3.35	19,5 .77	22,0 .87	11,0 24.26	21221N12104	HCS-12-DK0-12L-045-W-OR-B-B-W3	
12	1/2"	-08	M26x1,5	-10	9,5 .37	13,0 .51	67,0 2.64	102,5 4.04	27,5 1.08	32,0 1.26	20,5 45.20	21221N12164	HCS-12-DK0-18L-045-S-OR-B-B-W3	
16	5/8"	-10	M26x1,5	-10	12,6 .50	16,0 .63	54,0 2.13	92,0 3.62	24,0 .94	32,0 1.26	15,9 35.06	11221N16164	HCS-16-DK0-18L-045-S-OR-B-M-W3	
16	5/8"	-10	M22x1,5	-08	12,6 .50	16,0 .63	56,5 2.22	95,0 3.74	22,0 .87	27,0 1.06	16,2 35.72	21221N16124	HCS-16-DK0-15L-045-S-OR-B-B-W3	
16	5/8"	-10	M30x2	-12	12,6 .50	16,0 .63	72,0 2.83	110,5 4.35	29,5 1.16	36,0 1.42	29,20 64.39	21221N16204	HCS-16-DK0-22L-045-S-OR-B-B-W3	

Dimension Y ± 2,5 mm / .10 in

Related Products and Accessories

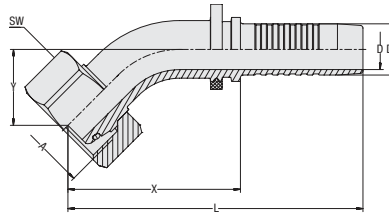
	Swage Ferrules	Pages 14-21		Straight Version	Pages 24-25		ECOVOS VA Version	Page 108
	Version with Block Stop	Page 39		90° Version	Pages 28-29		MULTIVOS Version	Page 145



ecoVOS™
45° Elbow Insert with Female Metric Nut Thread and 24° Taper / O-Ring Type DKOL 45° (Light Series)

Connection Type Female Metric Nut Thread
Sealing Type 24° Taper with O-Ring
Standard ISO 8434-1

Material Carbon Steel
Surface Finishing Zinc/Nickel-Plating Δ plus
Sealing Material NBR (Buna-N®)


A

Hose Size			Connection Size		Dimensions (mm/in)								Weight (kg/lbs) ca. per 100	VOSWINKEL Part Numbers	STAUFF Ordering Codes
DN	inch	Dash	Thread	Dash	D	D1	X	L	Y	SW (Hex)					
19	3/4"	-12	M30x2	-12	14,8 .58	19,1 .75	67,0 2.64	113,0 4.45	25,5 1.00	36,0 1.42	25,70 56.67	11221N20204	HCS-19-DKO-22L-045-S-OR-B-M-W3		
19	3/4"	-12	M26x1,5	-10	14,8 .58	19,1 .75	67,5 2.66	113,5 4.47	27,5 1.08	32,0 1.26	24,20 53.36	21221N20164	HCS-19-DKO-18L-045-S-OR-B-B-W3		
19	3/4"	-12	M36x2	-16	14,8 .58	19,1 .75	73,5 2.89	119,5 4.70	29,5 1.16	41,0 1.61	34,80 76.73	21221N20254	HCS-19-DKO-28L-045-S-OR-B-B-W3		
25	1"	-16	M36x2	-16	20,0 .79	25,9 1.02	80,0 3.15	135,0 5.31	33,0 1.30	41,0 1.61	41,80 92.17	11221N25254	HCS-25-DKO-28L-045-S-OR-B-M-W3		
25	1"	-16	M30x2	-12	20,0 .79	25,9 1.02	74,5 2.93	129,5 5.10	29,5 1.16	36,0 1.42	39,03 86.06	21221N25204	HCS-25-DKO-22L-045-S-OR-B-B-W3		
25	1"	-16	M45x2	-20	20,0 .79	25,9 1.02	82,5 3.25	138,0 5.43	34,5 1.36	50,0 1.97	58,00 127.89	21221N25324	HCS-25-DKO-35L-045-S-OR-B-B-W3		
31	1 1/4"	-20	M45x2	-20	26,0 1.02	32,5 1.28	99,5 3.92	159,5 6.28	39,5 1.56	50,0 1.97	70,70 155.89	11221N32324	HCS-31-DKO-35L-045-S-OR-B-M-W3		
31	1 1/4"	-20	M36x2	-16	26,0 1.02	32,5 1.28	85,0 3.35	145,0 5.71	33,0 1.30	41,0 1.61	59,05 130.21	21221N32254	HCS-31-DKO-28L-045-S-OR-B-B-W3		
31	1 1/4"	-20	M52x2	-24	26,0 1.02	32,5 1.28	117,0 4.61	177,0 6.97	47,5 1.87	60,0 2.36	101,35 223.48	21221N32404	HCS-31-DKO-42L-045-S-OR-B-B-W3		
38	1 1/2"	-24	M52x2	-24	31,0 1.22	38,9 1.53	107,5 4.23	175,0 6.89	38,5 1.52	60,0 2.36	102,30 225.57	11221N40404	HCS-38-DKO-42L-045-S-OR-B-M-W3		
38	1 1/2"	-24	M45x2	-20	31,0 1.22	38,9 1.53	106,5 4.19	174,5 6.87	43,0 1.69	50,0 1.97	91,75 202.31	21221N40324	HCS-38-DKO-35L-045-S-OR-B-B-W3		

 Dimension Y \pm 2,5 mm / .10 in

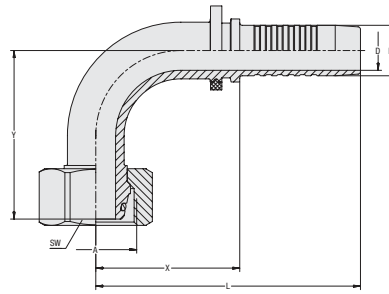
Related Products and Accessories

	Swage Ferrules	Pages 14-21		Straight Version	Pages 24-25		ECOVS VA Version	Page 108
	Version with Block Stop	Page 39		90° Version	Pages 28-29		MULTIVOS Version	Page 145



90° Elbow Insert with Female Metric Nut Thread and 24° Taper / O-Ring Type DKOL 90° (Light Series)

ecovos™



Connection Type Female Metric Nut Thread
Sealing Type 24° Taper with O-Ring
Standard ISO 8434-1

Material Carbon Steel
Surface Finishing Zinc/Nickel-Plating *Δplus*
Sealing Material NBR (Buna-N®)

Hose Size			Connection Size		Dimensions (mm/in)							Weight (%/lbs) ca. per 100	VOSWINKEL Part Numbers	STAUFF Ordering Codes
DN	inch	Dash	Thread	Dash	D	D1	X	L	Y	SW (Hex)				
05	1/8"	-03	M12x1,5	-03	2,9 .11	5,1 .20	23,5 .93	48,0 1.89	27,0 1.06	14,0 .55	2,5 5.51	11221N05059	HCS-05-DK0-6L-090-S-OR-B-M-W3	
06	1/4"	-04	M12x1,5	-03	3,9 .15	6,7 .26	25,0 .98	55,0 2.17	32,5 1.28	14 .55	3,3 7.28	11221N06059	HCS-06-DK0-6L-090-W-OR-B-M-W3	
06	1/4"	-04	M14x1,5	-04	3,9 .15	6,7 .26	29,5 1.16	59,5 2.34	29,0 1.14	17 .67	3,9 8.60	11221N06069	HCS-06-DK0-8L-090-S-OR-B-M-W3	
06	1/4"	-04	M16x1,5	-05	3,9 .15	6,7 .26	31,0 1.22	61,0 2.40	31,5 1.24	19 .75	5,4 11.91	11221N06089	HCS-06-DK0-10L-090-S-OR-B-M-W3	
06	1/4"	-04	M18x1,5	-06	3,9 .15	6,7 .26	30,5 1.20	60,5 2.38	33,0 1.30	22 .87	6,5 14.33	11221N06109	HCS-06-DK0-12L-090-S-OR-B-M-W3	
08	5/16"	-05	M14x1,5	-04	5,4 .21	8,2 .32	31,0 1.22	61,0 2.40	35,5 1.40	17 .67	5,2 11.47	11221N08069	HCS-08-DK0-08L-090-W-OR-B-M-W3	
08	5/16"	-05	M16x1,5	-05	5,4 .21	8,2 .32	31,0 1.22	61,0 2.40	31,5 1.24	19 .75	5,5 12.02	11221N08089	HCS-08-DK0-10L-090-S-OR-B-M-W3	
08	5/16"	-05	M18x1,5	-06	5,4 .21	8,2 .32	31,0 1.22	61,0 2.40	33,0 1.30	22 .87	6,8 14.99	11221N08109	HCS-08-DK0-12L-090-S-OR-B-M-W3	
10	3/8"	-06	M16x1,5	-05	6,5 .26	9,9 .39	38,5 1.52	71,5 2.81	39,0 1.54	19 .75	7,7 16.98	11221N10089	HCS-10-DK0-10L-090-W-OR-B-M-W3	
10	3/8"	-06	M18x1,5	-06	6,5 .26	9,9 .39	37,5 1.48	71,0 2.80	36,0 1.42	22 .87	8,4 18.41	11221N10109	HCS-10-DK0-12L-090-S-OR-B-M-W3	
10	3/8"	-06	M22x1,5	-08	6,5 .26	9,9 .39	39,0 1.54	72,5 2.85	38,5 1.52	27 1.06	12,3 27.01	21221N10129	HCS-10-DK0-15L-090-S-OR-B-B-W3	
12	1/2"	-08	M22x1,5	-08	9,5 .37	13,0 .51	40,5 1.59	76,0 2.99	42,5 1.67	27 1.06	12,9 28.42	11221N12129	HCS-12-DK0-15L-090-S-OR-B-M-W3	
12	1/2"	-08	M26x1,5	-10	9,5 .37	13,0 .51	55,5 2.19	91,0 3.58	54,0 2.13	32 1.26	22,8 50.27	21221N12169	HCS-12-DK0-18L-090-S-OR-B-B-W3	
16	5/8"	-10	M26x1,5	-10	12,6 .50	16,0 .63	46,0 1.81	84,0 3.31	53,5 2.11	32 1.26	18,4 40.57	11221N16169	HCS-16-DK0-18L-090-S-OR-B-M-W3	
16	5/8"	-10	M22x1,5	-08	12,6 .50	16,0 .63	46,5 1.83	85,0 3.35	44,5 1.75	27 1.06	17,7 38.92	21221N16129	HCS-16-DK0-15L-090-S-OR-B-B-W3	
16	5/8"	-10	M30x2	-12	12,6 .50	16,0 .63	62,5 2.46	101,0 3.98	61,0 2.40	36 1.42	33,3 73.43	21221N16209	HCS-16-DK0-22L-090-S-OR-B-B-W3	

Dimension Y ± 2,5 mm / .10 in

Related Products and Accessories

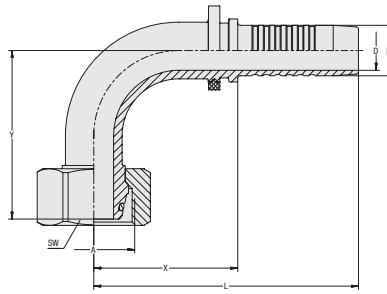
	Swage Ferrules	Pages 14-21		Straight Version	Pages 24-25		ECOVOS VA Version	Page 109
	Version with Block Stop	Page 40		45° Version	Pages 26-27		MULTIVOS Version	Page 146



ecoVOS™

Connection Type Female Metric Nut Thread
Sealing Type 24° Taper with O-Ring
Standard ISO 8434-1

Material Carbon Steel
Surface Finishing Zinc/Nickel-Plating Δ plus
Sealing Material NBR (Buna-N®)

90° Elbow Insert with Female Metric Nut Thread and 24° Taper / O-Ring Type DKOL 90° (Light Series)

A

Hose Size			Connection Size		Dimensions (mm/in)							Weight (kg/lbs) ca. per 100	VOSWINKEL Part Numbers	STAUFF Ordering Codes
DN	inch	Dash	Thread	Dash	D	D1	X	L	Y	SW (Hex)				
19	3/4"	-12	M30x2	-12	14,8 .58	19,1 .75	57,5 2.26	103,0 4.06	57,0 2.24	36 1.42	29,6 65.16	11221N20209	HCS-19-DKO-22L-090-S-OR-B-M-W3	
19	3/4"	-12	M26x1,5	-10	14,8 .58	19,1 .75	56,0 2.20	102,0 4.02	54,0 2.13	32 1.26	26,5 58.43	21221N20169	HCS-19-DKO-18L-090-S-OR-B-B-W3	
19	3/4"	-12	M36x2	-16	14,8 .58	19,1 .75	63,0 2.48	109,0 4.29	61,0 2.40	41 1.61	38,9 85.77	21221N20259	HCS-19-DKO-28L-090-S-OR-B-B-W3	
19	3/4"	-12	M36x2	-16	14,8 .58	19,1 .75	63,0 2.48	109,0 4.29	61,0 2.40	41 1.61	38,9 85.77	21221N20259	HCS-19-DKO-28L-090-S-OR-B-B-W3	
25	1"	-16	M36x2	-16	20,0 .79	25,9 1.02	72,0 2.83	127,0 5.00	63,0 2.48	41 1.61	48,2 106.17	11221N25259	HCS-25-DKO-28L-090-S-OR-B-M-W3	
25	1"	-16	M30x2	-12	20,0 .79	25,9 1.02	64,0 2.52	119,0 4.69	61,0 2.40	36 1.42	43,2 95.15	21221N25209	HCS-25-DKO-22L-090-S-OR-B-B-W3	
25	1"	-16	M45x2	-20	20,0 .79	25,9 1.02	74,0 2.91	129,0 5.08	73,0 2.87	50 1.97	65,9 145.20	21221N25329	HCS-25-DKO-35L-090-S-OR-B-B-W3	
31	1 1/4"	-20	M45x2	-20	26,0 1.02	32,5 1.28	90,5 3.56	150,5 5.93	81,0 3.19	50 1.97	82,6 182.13	11221N32329	HCS-31-DKO-35L-090-S-OR-B-M-W3	
31	1 1/4"	-20	M36x2	-16	26,0 1.02	32,5 1.28	76,5 3.01	136,5 5.37	71,0 2.80	41 1.61	66,8 147.29	21221N32259	HCS-31-DKO-28L-090-S-OR-B-B-W3	
31	1 1/4"	-20	M52x2	-24	26,0 1.02	32,5 1.28	104,5 4.11	164,5 6.48	102,0 4.02	60 2.36	118,0 260.08	21221N32409	HCS-31-DKO-42L-090-S-OR-B-B-W3	
38	1 1/2"	-24	M52x2	-24	31,0 1.22	38,9 1.53	101,0 3.98	168,5 6.63	88,0 3.46	60 2.36	117,9 259.97	11221N40409	HCS-38-DKO-42L-090-S-OR-B-M-W3	
38	1 1/2"	-24	M45x2	-20	31,0 1.22	38,9 1.53	94,5 3.72	162,5 6.40	91,0 3.58	50 1.97	104,3 229.98	21221N40329	HCS-38-DKO-35L-090-S-OR-B-B-W3	

 Dimension Y \pm 2,5 mm / .10 in

Related Products and Accessories

Swage Ferrules

Pages 14-21


Straight Version

Pages 24-25


ECOVS VA Version

Page 109


Version with Block Stop

Page 40


45° Version

Pages 26-27

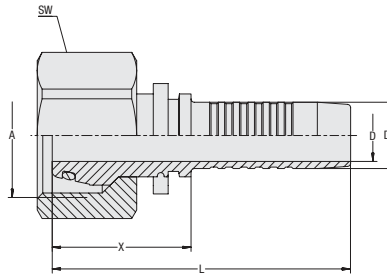

MULTIVOS Version

Page 146



Straight Insert with Female Metric Nut Thread and 24° Taper / O-Ring Type DKOS (Heavy Series)

ecovos™



Connection Type Female Metric Nut Thread
Sealing Type 24° Taper with O-Ring
Standard ISO 8434-1

Material Carbon Steel
Surface Finishing Zinc/Nickel-Plating *Δplus*
Sealing Material NBR (Buna-N®)

Suitable for use with mobile interlocking protection (nominal sizes DN 16 to DN 31)

Hose Size			Connection Size		Dimensions (mm/in)					Weight	VOSWINKEL	STAUFF
DN	inch	Dash	Thread	Dash	D	D1	X	L	SW (Hex)	(kg/lbs) ca. per 100	Part Numbers	Ordering Codes
05	1/8"	-03	M16x1,5	-03	2,9 .11	5,1 .20	26,0 1.02	50,5 1.99	19,0 .75	3,6 7.94	11231N05	HCS-05-DKO-8S-S-OR-B-M-W3
06	1/4"	-04	M18x1,5	-04	3,9 .15	6,7 .26	26,0 1.02	55,5 2.19	22,0 .87	5,3 11.69	11231N06	HCS-06-DKO-10S-S-OR-B-M-W3
06	1/4"	-04	M14x1,5	-02	3,9 .15	6,7 .26	26,0 1.02	56,0 2.20	17,0 .67	3,5 7.72	11231N0603	HCS-06-DKO-6S-W-OR-B-M-W3
06	1/4"	-04	M16x1,5	-03	3,9 .15	6,7 .26	24,5 .96	54,0 2.13	19,0 .75	3,9 8.49	11231N0605	HCS-06-DKO-8S-S-OR-B-M-W3
06	1/4"	-04	M20x1,5	-05	3,9 .15	6,7 .26	44,5 1.75	74,5 2.93	24,0 .94	8,2 17.97	21231N0608	HCS-06-DKO-12S-S-OR-B-B-W3
08	5/16"	-05	M20x1,5	-05	5,4 .21	8,2 .32	30,0 1.18	60,0 2.36	24 .94	6,6 14.55	11231N08	HCS-08-DKO-12S-S-OR-B-M-W3
08	5/16"	-05	M18x1,5	-04	5,4 .21	8,2 .32	26,0 1.02	55,5 2.19	22 .87	5,4 11.91	11231N0806	HCS-08-DKO-10S-S-OR-B-M-W3
08	5/16"	-05	M18x1,5	-06	5,4 .21	8,2 .32	30,0 1.18	60,0 2.36	22,0 .87	5,7 12.46	11221N0810	HCS-08-DKO-12L-S-OR-B-M-W3
10	3/8"	-06	M22x1,5	-06	6,5 .26	9,9 .39	30,5 1.20	64,0 2.52	27 1.06	9,7 21.39	11231N10	HCS-10-DKO-14S-S-OR-B-M-W3
10	3/8"	-06	M20x1,5	-05	6,5 .26	9,9 .39	26,0 1.02	59,0 2.32	24 .94	6,9 15.21	11231N1008	HCS-10-DKO-12S-S-OR-B-M-W3
10	3/8"	-06	M24x1,5	-08	6,5 .26	9,9 .39	32,0 1.26	65,5 2.58	30 1.18	11,7 25.80	11231N1012	HCS-10-DKO-16S-S-OR-B-M-W3
10	3/8"	-06	M18x1,5	-04	6,5 .26	9,9 .39	44,0 1.73	77,5 3.05	22 .87	8,3 18.30	21231N1006	HCS-10-DKO-10S-S-OR-B-B-W3
12	1/2"	-08	M24x1,5	-08	9,5 .37	13,0 .51	32,0 1.26	67,5 2.66	30 1.18	12,5 27.56	11231N12	HCS-12-DKO-16S-S-OR-B-M-W3
12	5/16"	-05	M20x1,5	-05	9,5 .37	13,0 .51	24,5 .96	60,0 2.36	24 .94	7,2 15.88	11231N1208	HCS-12-DKO-12S-W-OR-B-M-W3
12	1/2"	-08	M22x1,5	-06	9,5 .37	13,0 .51	26,5 1.04	62,0 2.44	27 1.06	9,8 21.61	11231N1210	HCS-12-DKO-14S-W-OR-B-M-W3
12	1/2"	-08	M30x2	-10	9,5 .37	13,0 .51	63,5 2.50	99,0 3.90	36 1.42	25,1 55.24	21231N1216	HCS-12-DKO-20S-S-OR-B-B-W3
16	5/8"	-10	M30x2	-10	12,6 .50	16,0 .63	33,5 1.32	72,0 2.83	36 1.42	18,7 41.12	11231N16	HCS-16-DKO-20S-S-OR-B-M-W3
16	5/8"	-10	M24x1,5	-08	12,6 .50	16,0 .63	26,5 1.04	65,0 2.56	30 1.18	12,5 27.56	11231N1612	HCS-16-DKO-16S-W-OR-B-M-W3
16	5/8"	-10	M36x2	-12	12,6 .50	16,0 .63	52,0 2.05	90,5 3.56	46 1.81	40,1 88.31	21231N1620	HCS-16-DKO-25S-S-OR-B-B-W3

Related Products and Accessories



Swage Ferrules

Pages 14-21



Version with Block Stop

Page 41



ECOVOS VA Version

Page 110



Mobile Interlocking Protection

Page 88



45° Version

Pages 32-33



MULTIVOS Version

Page 147



90° Version

Pages 34-35



POWERVOS Version

Page 180

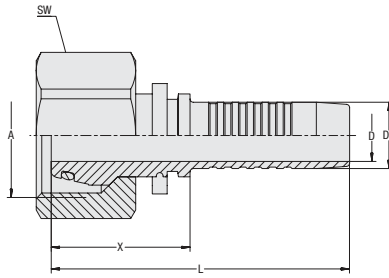


ecovos™
Straight Insert with Female Metric Nut Thread and 24° Taper / O-Ring Type DKOS (Heavy Series)

Connection Type Female Metric Nut Thread
Sealing Type 24° Taper with O-Ring
Standard ISO 8434-1

Material Carbon Steel
Surface Finishing Zinc/Nickel-Plating $\Delta plus$
Sealing Material NBR (Buna-N®)

Suitable for use with mobile interlocking protection (nominal sizes DN 16 to DN 31)


A

Hose Size			Connection Size		Dimensions (mm/in)						Weight (kg/lbs) ca. per 100	VOSWINKEL Part Numbers	STAUFF Ordering Codes
DN	inch	Dash	Thread	Dash	D	D1	X	L	SW (Hex)				
19	3/4"	-12	M36x2	-12	14,8 .58	19,1 .75	37,0 1.46	83,0 3.27	41 1.61	27,2 59.98	11231N20	HCS-19-DKO-25S-S-OR-B-M-W3	
19	3/4"	-12	M30x2	-10	14,8 .58	19,1 .75	32,0 1.26	78,0 3.07	36 1.42	20,9 46.08	11231N2016	HCS-19-DKO-20S-W-OR-B-M-W3	
19	3/4"	-12	M36x2	-12	14,8 .58	19,1 .75	37,0 1.46	83,0 3.27	46 1.81	35,0 77.18	11231N20-SW46	HCS-19-DKO-25S-S-OR-B-M-W3-SW46	
19	3/4"	-12	M42x2	-16	14,8 .58	19,1 .75	53,0 2.09	99,0 3.90	50 1.97	46,6 102.64	21231N2025	HCS-19-DKO-30S-S-OR-B-B-W3	
25	1"	-16	M42x2	-16	20,0 .79	25,9 1.02	40,0 1.57	95,0 3.74	50 1.97	45,4 100.11	11231N25	HCS-25-DKO-30S-S-OR-B-M-W3	
25	1"	-16	M36x2	-12	20,0 .79	25,9 1.02	53,5 2.11	108,5 4.27	41 1.61	42,1 92.72	21231N2520	HCS-25-DKO-25S-S-OR-B-B-W3	
25	1"	-16	M52x2	-20	20,0 .79	25,9 1.02	56,5 2.22	111,5 4.39	60 2.36	73,3 161.63	21231N2532	HCS-25-DKO-38S-S-OR-B-B-W3	
31	1 1/4"	-20	M52x2	-20	26,0 1.02	32,5 1.28	47,0 1.85	107,0 4.21	60 2.36	69,0 152.15	11231N32	HCS-31-DKO-38S-S-OR-B-M-W3	
31	1 1/4"	-20	M42x2	-16	26,0 1.02	32,5 1.28	66,5 2.62	126,5 4.98	50 1.97	68,8 151.59	21231N3225	HCS-31-DKO-30S-S-OR-B-B-W3	
38	1 1/2"	-24	M52x2	-20	31,0 1.22	38,9 1.53	72,0 2.83	139,5 5.49	60 2.36	101,6 224.03	21231N4032	HCS-38-DKO-35S-S-OR-B-B-W3	

Related Products and Accessories

Swage Ferrules

Pages 14-21


Version with Block Stop

Page 41


ECOVOS VA Version

Page 110


Mobile Interlocking Protection

Page 88


45° Version

Pages 32-33


MULTIVOS Version

Page 147


90° Version

Pages 34-35

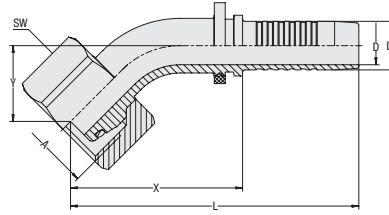

POWERVOS Version

Page 180



45° Elbow Insert with Female Metric Nut Thread and 24° Taper / O-Ring Type DKOS 45° (Heavy Series)

ecovos™



Connection Type Female Metric Nut Thread
Sealing Type 24° Taper with O-Ring
Standard ISO 8434-1

Material Carbon Steel
Surface Finishing Zinc/Nickel-Plating *Δplus*
Sealing Material NBR (Buna-N®)

Suitable for use with mobile interlocking protection (nominal sizes DN 16 to DN 31)

Hose Size			Connection Size		Dimensions (mm/in)							Weight (%/lbs) ca. per 100	VOSWINKEL Part Numbers	STAUFF Ordering Codes
DN	inch	Dash	Thread	Dash	D	D1	X	L	Y	SW	(Hex)			
05	1/8"	-03	M16x1,5	-03	2,9 .11	5,1 .20	34,0 1.34	58,5 2.30	14,0 .55	19 .75	19	3,8 8.38	11231N05054	HCS-05-DKO-8S-045-S-OR-B-M-W3
06	1/4"	-04	M16x1,5	-03	3,9 .15	6,7 .26	36,0 1.42	66,0 2.60	16,0 .63	19 .75	19	4,3 9.37	11231N06054	HCS-06-DKO-8S-045-S-OR-B-M-W3
06	1/4"	-04	M18x1,5	-04	3,9 .15	6,7 .26	38,5 1.52	68,5 2.70	18,5 .73	22 .87	22	6,2 13.67	11231N06064	HCS-06-DKO-10S-045-S-OR-B-M-W3
06	1/4"	-04	M14x1,5	-02	3,9 .15	6,7 .26	43,0 1.69	73,0 2.87	17,0 .67	17 .67	17	6,8 14.99	21231N06034	HCS-06-DKO-6S-045-S-OR-B-B-W3
06	1/4"	-04	M20x1,5	-05	3,9 .15	6,7 .26	44,5 1.75	74,5 2.93	19,0 .75	24 .94	24	8,5 18.63	21231N06084	HCS-06-DKO-12S-045-S-OR-B-B-W3
08	5/16"	-05	M18x1,5	-04	5,4 .21	8,2 .32	38,5 1.52	68,5 2.70	18,5 .73	22 .87	22	6,3 13.78	11231N08064	HCS-08-DKO-10S-045-S-OR-B-M-W3
08	5/16"	-05	M20x1,5	-05	5,4 .21	8,2 .32	40,0 1.57	70,0 2.76	18,0 .71	24 .94	24	7,2 15.88	11231N08084	HCS-08-DKO-12S-045-S-OR-B-M-W3
10	3/8"	-06	M20x1,5	-05	6,5 .26	9,9 .39	41,5 1.63	74,5 2.93	17,5 .69	24 .94	24	8,2 18.08	11231N10084	HCS-10-DKO-12S-045-S-OR-B-M-W3
10	3/8"	-06	M22x1,5	-06	6,5 .26	9,9 .39	46,0 1.81	79,0 3.11	20,0 .79	27 1.06	27	11,1 24.37	11231N10104	HCS-10-DKO-14S-045-S-OR-B-M-W3
10	3/8"	-06	M18x1,5	-04	6,5 .26	9,9 .39	44,0 1.73	77,5 3.05	19,0 .75	22 .87	22	8,6 18.96	21231N10064	HCS-10-DKO-10S-045-S-OR-B-B-W3
10	3/8"	-06	M24x1,5	-08	6,5 .26	9,9 .39	58,5 2.30	92,0 3.62	24,0 .94	30 1.18	30	17,7 39.03	21231N10124	HCS-10-DKO-16S-045-S-OR-B-B-W3
12	1/2"	-08	M24x1,5	-08	9,5 .37	13,0 .51	50,5 1.99	86,0 3.39	24,0 .94	30 1.18	30	14,7 32.41	11231N12124	HCS-12-DKO-16S-045-S-OR-B-M-W3
12	1/2"	-08	M22x1,5	-06	9,5 .37	13,0 .51	51,5 2.03	87,0 3.43	22,0 .87	27 1.06	27	14,8 32.52	21231N12104	HCS-12-DKO-14S-045-S-OR-B-B-W3
12	1/2"	-08	M30x2	-10	9,5 .37	13,0 .51	69,5 2.74	105,0 4.13	30,0 1.18	36 1.42	36	27,0 59.42	21231N12164	HCS-12-DKO-20S-045-S-OR-B-B-W3
16	5/8"	-10	M30x2	-10	12,6 .50	16,0 .63	56,5 2.22	95,0 3.74	25,0 .98	36 1.42	36	21,8 47.96	11231N16164	HCS-16-DKO-20S-045-S-OR-B-M-W3
16	5/8"	-10	M24x1,5	-08	12,6 .50	16,0 .63	57,0 2.24	95,5 3.76	23,5 .93	30 1.18	30	19,6 43.22	21231N16124	HCS-16-DKO-16S-045-S-OR-B-B-W3
16	5/8"	-10	M36x2	-12	12,6 .50	16,0 .63	74,5 2.93	113,0 4.45	32,0 1.26	41 1.61	41	37,7 83.13	21231N16204	HCS-16-DKO-25S-045-S-OR-B-B-W3

Dimension Y ± 2,5 mm / .10 in

Related Products and Accessories



Swage Ferrules

Pages 14-21



Version with Block Stop

Page 42



ECOVOS VA Version

Page 111



Mobile Interlocking Protection

Page 88



Straight Version

Pages 30-31



MULTIVOS Version

Page 148



90° Version

Pages 34-35

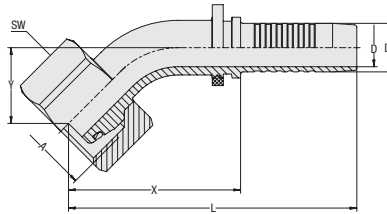


ecovos™
45° Elbow Insert with Female Metric Nut Thread and 24° Taper / O-Ring Type DKOS 45° (Heavy Series)

Connection Type Female Metric Nut Thread
Sealing Type 24° Taper with O-Ring
Standard ISO 8434-1

Material Carbon Steel
Surface Finishing Zinc/Nickel-Plating $\Delta plus$
Sealing Material NBR (Buna-N®)

Suitable for use with mobile interlocking protection (nominal sizes DN 16 to DN 31)


A

Hose Size			Connection Size		Dimensions (mm/in)								Weight (kg/lbs) ca. per 100	VOSWINKEL Part Numbers	STAUFF Ordering Codes
DN	inch	Dash	Thread	Dash	D	D1	X	L	Y	SW (Hex)					
19	3/4"	-12	M36x2	-12	14,8 .58	19,1 .75	66,0 2.60	111,5 4.39	29,0 1.14	41 1.61	33,0 72.65	11231N20204	HCS-19-DKO-25S-045-S-OR-B-M-W3		
19	3/4"	-12	M36x2	-12	14,8 .58	19,1 .75	66,0 2.60	111,5 4.39	29,0 1.14	46 1.81	33,0 72.77	11231N202040001	HCS-19-DKO-25S-045-S-OR-B-M-W3-SW46		
19	3/4"	-12	M30x2	-10	14,8 .58	19,1 .75	71,5 2.81	117,5 4.63	30,5 1.20	36 1.42	30,8 67.91	21231N20164	HCS-19-DKO-20S-045-S-OR-B-B-W3		
19	3/4"	-12	M42x2	-16	14,8 .58	19,1 .75	75,0 2.95	121,0 4.76	32,0 1.26	50 1.97	52,0 114.66	21231N20254	HCS-19-DKO-30S-045-S-OR-B-B-W3		
25	1"	-16	M42x2	-16	20,0 .79	25,9 1.02	83,0 3.27	138,0 5.43	36,5 1.44	50 1.97	58,6 129.10	11231N25254	HCS-25-DKO-30S-045-S-OR-B-M-W3		
25	1"	-16	M36x2	-12	20,0 .79	25,9 1.02	75,5 2.97	131,0 5.16	32,0 1.26	41 1.61	47,5 104.74	21231N25204	HCS-25-DKO-25S-045-S-OR-B-B-W3		
25	1"	-16	M52x2	-20	20,0 .79	25,9 1.02	86,0 3.39	141,0 5.55	37,5 1.48	60 2.36	83,6 184.23	21231N25324	HCS-25-DKO-38S-045-S-OR-B-B-W3		
31	1 1/4"	-20	M52x2	-20	26,0 1.02	32,5 1.28	101,5 4.00	161,5 6.36	41,5 1.63	60 2.36	92,6 204.18	11231N32324	HCS-31-DKO-38S-045-S-OR-B-M-W3		
31	1 1/4"	-20	M42x2	-16	26,0 1.02	32,5 1.28	86,5 3.41	146,5 5.77	35,5 1.40	50 1.97	76,6 168.90	21231N32254	HCS-31-DKO-30S-045-S-OR-B-B-W3		
38	1 1/2"	-24	M52x2	-20	31,0 1.22	38,9 1.53	107,0 4.21	174,5 6.87	44,5 1.75	60 2.36	117,3 258.65	21231N40324	HCS-38-DKO-38S-045-S-OR-B-B-W3		

Dimension Y \pm 2,5 mm / .10 in

Related Products and Accessories

Swage Ferrules

Pages 14-21


Version with Block Stop

Page 42


ECOVOS VA Version

Page 111


Mobile Interlocking Protection

Page 88


Straight Version

Pages 30-31


MULTIVOS Version

Page 148

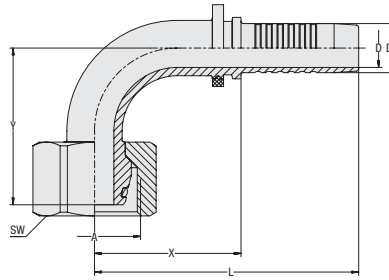

90° Version

Pages 34-35



90° Elbow Insert with Female Metric Nut Thread and 24° Taper / O-Ring Type DKOS 90° (Heavy Series)

ecovos™



Connection Type Female Metric Nut Thread
Sealing Type 24° Taper with O-Ring
Standard ISO 8434-1

Material Carbon Steel
Surface Finishing Zinc/Nickel-Plating *Δplus*
Sealing Material NBR (Buna-N®)

Suitable for use with mobile interlocking protection (nominal sizes DN 16 to DN 31)

Hose Size			Connection Size		Dimensions (mm/in)							Weight (%/lbs) ca. per 100	VOSWINKEL Part Numbers	STAUFF Ordering Codes
DN	inch	Dash	Thread	Dash	D	D1	X	L	Y	SW (Hex)				
05	1/8"	-03	M16x1,5	-03	2,9 .11	5,1 .20	26,5 1.04	51,0 2.01	27,5 1.08	19 .75	4,0 8.82	11231N05059	HCS-05-DKO-8S-090-S-OR-B-M-W3	
06	1/4"	-04	M14x1,5	-02	3,9 .15	6,7 .26	33,5 1.32	63,5 2.50	29,0 1.14	17 .67	4,2 9.26	11231N06039	HCS-06-DKO-6S-090-W-OR-B-M-W3	
06	1/4"	-04	M16x1,5	-03	3,9 .15	6,7 .26	29,5 1.16	59,5 2.34	29,0 1.14	19 .75	4,5 9.92	11231N06059	HCS-05-DKO-8S-090-S-OR-B-M-W3	
06	1/4"	-04	M18x1,5	-04	3,9 .15	6,7 .26	31,0 1.22	61,0 2.40	31,5 1.24	22 .87	6,6 14.44	11231N06069	HCS-06-DKO-10S-090-S-OR-B-M-W3	
06	1/4"	-04	M20x1,5	-05	3,9 .15	6,7 .26	34,5 1.36	64,5 2.54	35,0 1.38	24 .94	8,9 19.62	21231N06089	HCS-06-DKO-12S-090-S-OR-B-B-W3	
08	5/16"	-05	M18x1,5	-04	5,4 .21	8,2 .32	31,0 1.22	61,0 2.40	31,5 1.24	22 .87	6,7 14.77	11231N08069	HCS-08-DKO-10S-090-S-OR-B-M-W3	
08	5/16"	-05	M20x1,5	-05	5,4 .21	8,2 .32	31,0 1.22	61,0 2.40	33,0 1.30	24 .94	7,8 17.09	11231N08089	HCS-08-DKO-12S-090-S-OR-B-M-W3	
10	3/8"	-06	M20x1,5	-05	6,5 .26	9,9 .39	37,5 1.48	71,0 2.80	36,0 1.42	24 .94	9,3 20.51	11231N10089	HCS-10-DKO-12S-090-S-OR-B-M-W3	
10	3/8"	-06	M22x1,5	-06	6,5 .26	9,9 .39	38,5 1.52	72,0 2.83	40,0 1.57	27 1.06	12,2 26.79	11231N10109	HCS-10-DKO-14S-090-S-OR-B-M-W3	
10	3/8"	-06	M18x1,5	-04	6,5 .26	9,9 .39	34,0 1.34	67,5 2.66	35,0 1.38	22 .87	9,1 19.96	21231N10069	HCS-10-DKO-10S-090-S-OR-B-B-W3	
10	3/8"	-06	M24x1,5	-08	6,5 .26	9,9 .39	46,0 1.81	80,0 3.15	47,5 1.87	30 1.18	19,2 42.34	21231N10129	HCS-10-DKO-16S-090-S-OR-B-B-W3	
12	1/2"	-08	M24x1,5	-08	9,5 .37	13,0 .51	40,0 1.57	75,5 2.97	47,0 1.85	30 1.18	16,1 35.50	11231N12129	HCS-12-DKO-16S-090-S-OR-B-M-W3	
12	1/2"	-08	M22x1,5	-06	9,5 .37	13,0 .51	40,5 1.59	76,0 2.99	41,0 1.61	27 1.06	15,6 34.40	21231N12109	HCS-12-DKO-14S-090-S-OR-B-B-W3	
12	1/2"	-08	M30x2	-10	9,5 .37	13,0 .51	55,5 2.19	91,0 3.58	58,0 2.28	36 1.42	29,3 64.61	21231N12169	HCS-12-DKO-20S-090-S-OR-B-B-W3	
16	5/8"	-10	M30x2	-10	12,6 .50	16,0 .63	49,0 1.93	86,5 3.41	52,0 2.05	36 1.42	23,9 52.70	11231N16169	HCS-16-DKO-20S-090-S-OR-B-M-W3	
16	5/8"	-10	M24x1,5	-08	12,6 .50	16,0 .63	45,5 1.79	84,0 3.31	46,5 1.83	30 1.18	21,1 46.42	21231N16129	HCS-16-DKO-16S-090-S-OR-B-B-W3	
16	5/8"	-10	M36x2	-12	12,6 .50	16,0 .63	61,5 2.42	100,0 3.94	64,5 2.54	41 1.61	41,8 92.17	21231N16209	HCS-16-DKO-25S-090-S-OR-B-B-W3	

Dimension Y ± 2,5 mm / .10 in

Related Products and Accessories



Swage Ferrules

Pages 14-21



Version with Block Stop

Page 43



ECOVOS VA Version

Page 112



Mobile Interlocking Protection

Page 88



Straight Version

Pages 30-31



MULTIVOS Version

Page 149



45° Version

Pages 32-33

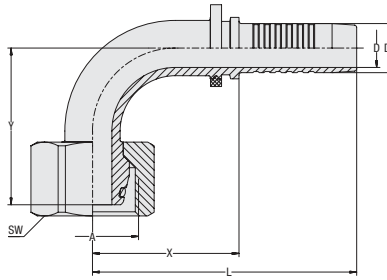


ecovos™
90° Elbow Insert with Female Metric Nut Thread and 24° Taper / O-Ring Type DKOS 90° (Heavy Series)

Connection Type Female Metric Nut Thread
Sealing Type 24° Taper with O-Ring
Standard ISO 8434-1

Material Carbon Steel
Surface Finishing Zinc/Nickel-Plating $\Delta plus$
Sealing Material NBR (Buna-N®)

Suitable for use with mobile interlocking protection (nominal sizes DN 16 to DN 31)


A

Hose Size			Connection Size		Dimensions (mm/in)								Weight (kg/lbs) ca. per 100	VOSWINKEL Part Numbers	STAUFF Ordering Codes
DN	inch	Dash	Thread	Dash	D	D1	X	L	Y	SW (Hex)					
19	3/4"	-12	M36x2	-12	14,8 .58	19,1 .75	57,0 2.24	102,5 4.04	58,5 2.30	41 1.61	37,5 82.69	11231N20209	HCS-19-DKO-25S-090-S-OR-B-M-W3		
19	3/4"	-12	M36x2	-12	14,8 .58	19,1 .75	57,0 2.24	102,5 4.04	58,5 2.30	46 1.81	37,5 82.69	11231N202090001	HCS-19-DKO-25S-090-S-OR-B-M-W3-SW46		
19	3/4"	-12	M30x2	-10	14,8 .58	19,1 .75	56,0 2.20	102,0 4.02	58,0 2.28	36 1.42	33,1 72.88	21231N20169	HCS-20-DKO-20S-090-S-OR-B-B-W3		
19	3/4"	-12	M42x2	-16	14,8 .58	19,1 .75	62,0 2.44	108,0 4.25	65,0 2.56	50 1.97	56,1 123.70	21231N20259	HCS-20-DKO-25S-090-S-OR-B-B-W3		
25	1"	-16	M42x2	-16	20,0 .79	25,9 1.02	70,5 2.78	125,5 4.94	74,0 2.91	50 1.97	66,2 145.86	11231N25259	HCS-25-DKO-30S-090-S-OR-B-M-W3		
25	1"	-16	M36x2	-12	20,0 .79	25,9 1.02	63,0 2.48	118,0 4.65	64,5 2.54	41 1.61	51,6 113.78	21231N25209	HCS-25-DKO-25S-090-S-OR-B-B-W3		
25	1"	-16	M52x2	-20	20,0 .79	25,9 1.02	73,0 2.87	128,0 5.04	77,5 3.05	60 2.36	91,3 201.32	21231N25329	HCS-25-DKO-38S-090-S-OR-B-B-W3		
31	1 1/4"	-20	M52x2	-16	26,0 1.02	32,5 1.28	88,0 3.46	147,5 5.81	87,0 3.43	60 2.36	105,6 232.74	11231N32329	HCS-31-DKO-38S-090-S-OR-B-M-W3		
31	1 1/4"	-20	M42x2	-16	26,0 1.02	32,5 1.28	75,5 2.97	135,5 5.33	75,0 2.95	50 1.97	84,4 186.10	21231N32259	HCS-31-DKO-30S-090-S-OR-B-B-W3		
38	1 1/2"	-24	M52x2	-20	31,0 1.22	38,9 1.53	93,5 3.68	161,0 6.34	93,5 3.68	60 2.36	129,8 286.21	21231N40329	HCS-38-DKO-38S-090-S-OR-B-B-W3		

Dimension Y \pm 2,5 mm / .10 in

Related Products and Accessories

Swage Ferrules

Pages 14-21


Version with Block Stop

Page 43


ECOVOS VA Version

Page 112


Mobile Interlocking Protection

Page 88


Straight Version

Pages 30-31


MULTIVOS Version

Page 149


45° Version

Pages 32-33

