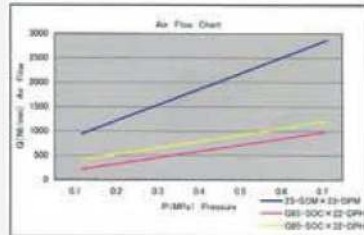



One Touch Connection Air Coupling

One-touch Coupling

A wide variety of pneumatic One-touch Connection Coupling for general pneumatic applications. Locking types and swivel types are available on several models for added safety and ergonomics. The rubber covered sleeve type is available. It will not scratch painted or finished products surfaces on the production line.



Body Material	Steel
Max. Pressure	1.5 MPa
Burst Pressure	2.0 MPa
Sealing material	NBR
Temperature range in use	-20°C ~ +80°C

One touch Socket

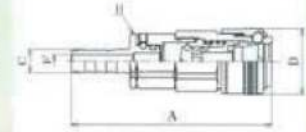
ข้อต่อสวมเร็วคุณภาพสูง แบบทำงานอัตโนมัติสำหรับงานทั่วไป ผลิตจากวัสดุคุณภาพสูงด้วยเครื่องจักรที่ทันสมัย และควบคุมคุณภาพการผลิตจากประเทศไทย

Image	Male thread Socket	Diagram																																																								
	<table border="1"> <thead> <tr> <th>Model</th> <th>Thread</th> <th>A</th> <th>φ D</th> <th>φ F</th> <th>H</th> <th>Weight(g)</th> </tr> </thead> <tbody> <tr> <td>22-SOM</td> <td>R1/4</td> <td>58</td> <td>25</td> <td>7.5</td> <td>19</td> <td>81</td> </tr> <tr> <td>23-SOM</td> <td>R3/8</td> <td>59</td> <td>25</td> <td>8</td> <td>19</td> <td>91</td> </tr> <tr> <td>24-SOM</td> <td>R1/2</td> <td>59</td> <td>25</td> <td>13</td> <td>21</td> <td>96</td> </tr> </tbody> </table>	Model	Thread	A	φ D	φ F	H	Weight(g)	22-SOM	R1/4	58	25	7.5	19	81	23-SOM	R3/8	59	25	8	19	91	24-SOM	R1/2	59	25	13	21	96																													
Model	Thread	A	φ D	φ F	H	Weight(g)																																																				
22-SOM	R1/4	58	25	7.5	19	81																																																				
23-SOM	R3/8	59	25	8	19	91																																																				
24-SOM	R1/2	59	25	13	21	96																																																				
	<table border="1"> <thead> <tr> <th>Model</th> <th>Thread</th> <th>A</th> <th>φ D</th> <th>H</th> <th>Weight(g)</th> </tr> </thead> <tbody> <tr> <td>22-SOF</td> <td>Rc1/4</td> <td>54</td> <td>25</td> <td>19</td> <td>86</td> </tr> <tr> <td>23-SOF</td> <td>Rc3/8</td> <td>58</td> <td>25</td> <td>21</td> <td>98</td> </tr> <tr> <td>24-SOF</td> <td>Rc1/2</td> <td>59</td> <td>25</td> <td>26</td> <td>117</td> </tr> </tbody> </table>	Model	Thread	A	φ D	H	Weight(g)	22-SOF	Rc1/4	54	25	19	86	23-SOF	Rc3/8	58	25	21	98	24-SOF	Rc1/2	59	25	26	117																																	
Model	Thread	A	φ D	H	Weight(g)																																																					
22-SOF	Rc1/4	54	25	19	86																																																					
23-SOF	Rc3/8	58	25	21	98																																																					
24-SOF	Rc1/2	59	25	26	117																																																					
	<table border="1"> <thead> <tr> <th>Model</th> <th>Hose ID</th> <th>A</th> <th>φ C</th> <th>φ D</th> <th>φ F</th> <th>H</th> <th>Weight(g)</th> </tr> </thead> <tbody> <tr> <td>22-SOH</td> <td>1/4</td> <td>75</td> <td>9</td> <td>25</td> <td>5</td> <td>19</td> <td>83</td> </tr> <tr> <td>23-SOH</td> <td>3/8</td> <td>79</td> <td>11.3</td> <td>25</td> <td>7.5</td> <td>21</td> <td>87</td> </tr> <tr> <td>24-SOH</td> <td>1/2</td> <td>79</td> <td>15</td> <td>25</td> <td>9</td> <td>26</td> <td>99</td> </tr> </tbody> </table>	Model	Hose ID	A	φ C	φ D	φ F	H	Weight(g)	22-SOH	1/4	75	9	25	5	19	83	23-SOH	3/8	79	11.3	25	7.5	21	87	24-SOH	1/2	79	15	25	9	26	99																									
Model	Hose ID	A	φ C	φ D	φ F	H	Weight(g)																																																			
22-SOH	1/4	75	9	25	5	19	83																																																			
23-SOH	3/8	79	11.3	25	7.5	21	87																																																			
24-SOH	1/2	79	15	25	9	26	99																																																			
	<table border="1"> <thead> <tr> <th>Model</th> <th>Hose Size</th> <th>A</th> <th>φ D</th> <th>φ F</th> <th>H1</th> <th>H2</th> <th>Weight(g)</th> </tr> </thead> <tbody> <tr> <td>50-SOC</td> <td>5.0×8.0</td> <td>29</td> <td>25</td> <td>4</td> <td>19</td> <td>14</td> <td>86</td> </tr> <tr> <td>65-SOC</td> <td>6.5×10.0</td> <td>61</td> <td>25</td> <td>5.7</td> <td>19</td> <td>16</td> <td>90</td> </tr> <tr> <td>70-SOC</td> <td>7.0×10.5</td> <td>61</td> <td>25</td> <td>5.7</td> <td>19</td> <td>19</td> <td>90</td> </tr> <tr> <td>80-SOC</td> <td>8.0×12.0</td> <td>64</td> <td>25</td> <td>6.5</td> <td>19</td> <td>19</td> <td>104</td> </tr> <tr> <td>85-SOC</td> <td>8.5×12.5</td> <td>64</td> <td>25</td> <td>6.5</td> <td>19</td> <td>19</td> <td>104</td> </tr> <tr> <td>110-SOC</td> <td>11.0×16.0</td> <td>69</td> <td>25</td> <td>9.5</td> <td>21</td> <td>23</td> <td>135</td> </tr> </tbody> </table>	Model	Hose Size	A	φ D	φ F	H1	H2	Weight(g)	50-SOC	5.0×8.0	29	25	4	19	14	86	65-SOC	6.5×10.0	61	25	5.7	19	16	90	70-SOC	7.0×10.5	61	25	5.7	19	19	90	80-SOC	8.0×12.0	64	25	6.5	19	19	104	85-SOC	8.5×12.5	64	25	6.5	19	19	104	110-SOC	11.0×16.0	69	25	9.5	21	23	135	
Model	Hose Size	A	φ D	φ F	H1	H2	Weight(g)																																																			
50-SOC	5.0×8.0	29	25	4	19	14	86																																																			
65-SOC	6.5×10.0	61	25	5.7	19	16	90																																																			
70-SOC	7.0×10.5	61	25	5.7	19	19	90																																																			
80-SOC	8.0×12.0	64	25	6.5	19	19	104																																																			
85-SOC	8.5×12.5	64	25	6.5	19	19	104																																																			
110-SOC	11.0×16.0	69	25	9.5	21	23	135																																																			



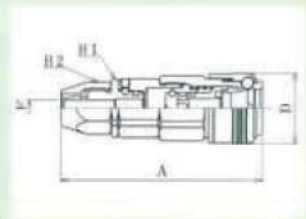
Barb (hose) connection with Rotary function

Model	Hose ID	A	φC	φD	φF	H	Weight(g)
22-SOHR	1/4	76	9	25	5	19	98
23-SOHR	3/8	76	11.3	25	7.5	19	98
24-SOHR	1/2	79	15	25	9	19	109



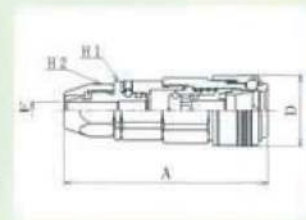
Nut Connection (For polyurethane Hose) with Rotary function

Model	Hose Size	A	φD	φF	H1	H2	Weight(g)
50-SOR	5.0×8.0	69	25	4	19	14	104
65-SOR	6.5×10.0	71	25	5.7	19	16	108
70-SOR	7.0×10.5	71	25	5.7	19	16	108
80-SOR	8.0×12.0	74	25	6.5	19	19	122
85-SOR	8.5×12.5	74	25	6.5	19	19	122
110-SOR	11.0×16.0	83	25	9.5	21	23	164



Nut Connection (For polyurethane Hose) with Rotary function & Sleeve Lock

Model	Hose Size	A	φD	φF	H1	H2	Weight(g)
50-SOL	5.0×8.0	69	25	4	19	14	104
65-SOL	6.5×10.0	71	25	5.7	19	16	108
70-SOL	7.0×10.5	71	25	5.7	19	16	108
80-SOL	8.0×12.0	74	25	6.5	19	19	122
85-SOL	8.5×12.5	74	25	6.5	19	19	122
110-SOL	11.0×16.0	83	25	9.5	21	23	164



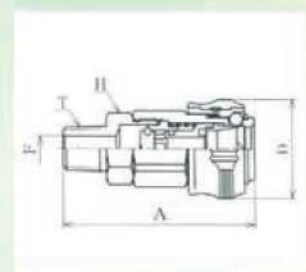
One touch Socket with Rubber Covered Sleeve

ข้อต่อสวมเร็วและปลั๊กคุณภาพสูงที่มีลวดลายกันกระแทก สำหรับงานผลิตที่ต้องการการปกป้อง



Male Thread Socket

Model	Thread	A	φD	φF	H	Weight(g)
G22-SOM	R1/4	58	30	7.5	19	85
G23-SOM	R3/8	59	30	8	19	95
G24-SOM	R1/2	59	30	13	21	100



Female Thread Socket

Model	Thread	A	φD	H	Weight(g)
G22-SOF	Rc1/4	54	30	19	90
G23-SOF	Rc3/8	58	30	21	102
G24-SOF	Rc1/2	59	30	26	121

