

Air valve(5/2 way, 5/3 way)



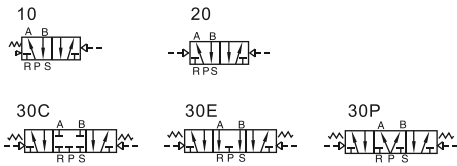
4A200 Series



Specification

Model	4A210-06 4A220-06	4A230C-06 4A230E-06 4A230P-06	4A210-08 4A220-08	4A230C-08 4A230E-08 4A230P-08
Fluid	Air(to be filtered by 40 μm filter element)			
Acting	Exterior control			
Port size [Note1]	In=Out=Exhaust=1/8"		In=Out=1/4" Exhaust=1/8"	
Orifice size	14.0mm ² (Cv=0.78)	12.0mm ² (Cv=0.67)	16.0mm ² (Cv=0.89)	12.0mm ² (Cv=0.67)
Valve type	5 port 2 position	5 port 3 position	5 port 2 position	5 port 3 position
Operating pressure	0.15~0.8MPa(21~114psi)			
Proof pressure	1.2MPa(175psi)			
Temperature	-20~70°C			
Material of body	Aluminum alloy			
Lubrication [Note2]	Not required			
Max. frequency [Note3]	5 cycle/sec	3 cycle/sec	5 cycle/sec	3 cycle/sec
Weight (g)	4A210-06:185 4A220-06:285	365	4A210-08:185 4A220-08:285	365

Symbol



[Note1] PT thread, G thread and NPT thread are available.

[Note2] Once lubricated air is used, continue with same medium to optimise valve life span. Lubricants like ISO VG32 or equivalent are recommended.

[Note3] The maximum actuation frequency of no-load state.

Product feature

1. Structure in sliding column mode: good tightness and sensitive reaction.
2. Three position air valves have three kinds of central function for your choice.
3. Double air control valves have memory function.
4. Internal hole adopts special processing technology which has little attrition friction, low start pressure and long service life.
5. No need to add oil for lubrication.
6. Integrate with the manifold to save installation space.

Ordering code

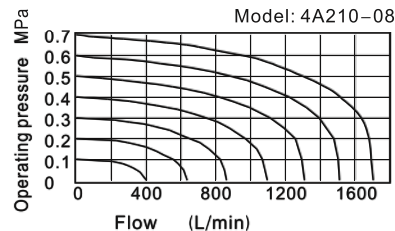
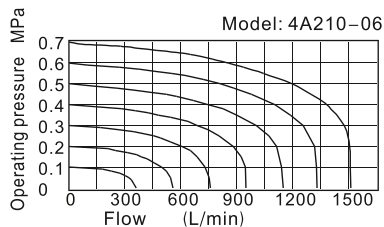
4A 2 10 08 □



① Model	② Code	③ Valve type	④ Port size	⑤ Thread type
4A: Air Valve(5/2, 5/3 way)	2: 200 Series	10: Single air control 5/2 way 20: Double air control 5/2 way 30C: Double air control 5/3 way closed center 30E: Double air control 5/3 way exhaust center 30P: Double air control 5/3 way pressure center	06: 1/8" 08: 1/4"	Blank: PT G: G T: NPT

Please refer to 80 for manifold specification and the order way.

Flow chart

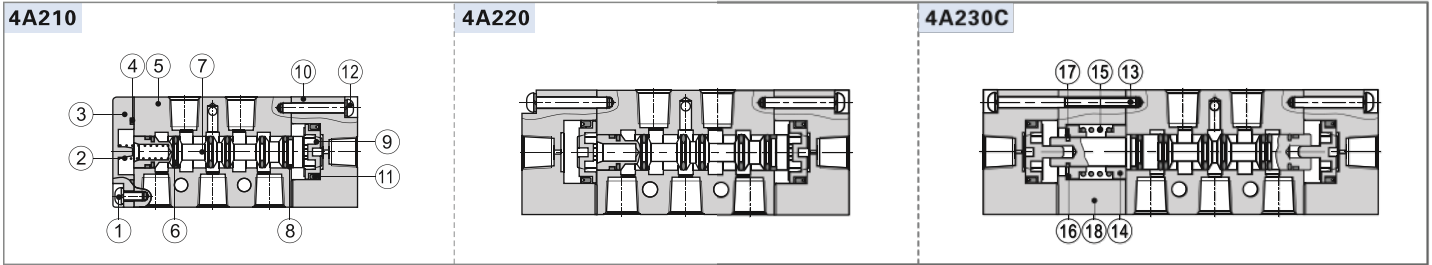


Air valve(5/2 way, 5/3 way)



4A200 Series

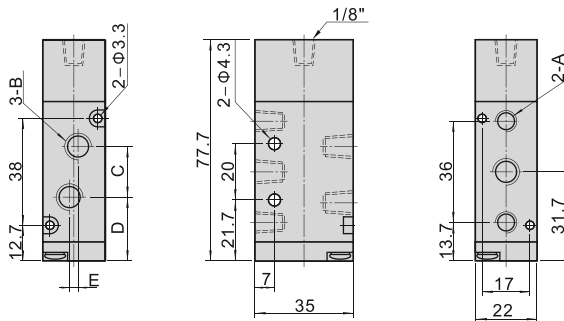
Inner structure



No.	Item	No.	Item	No.	Item	No.	Item	No.	Item	No.	Item	No.	Item	No.	Item
1	Screw	3	Bottom cover	5	Body	7	Spool	9	Piston	11	O-ring	13	Screw	15	Return Spring
2	Spring	4	Bottom cover gasket	6	O-ring	8	Wear ring	10	Pilot body	12	Screw	14	Spring holder	16	Spring holder
														17	E Clip
														18	Side cover

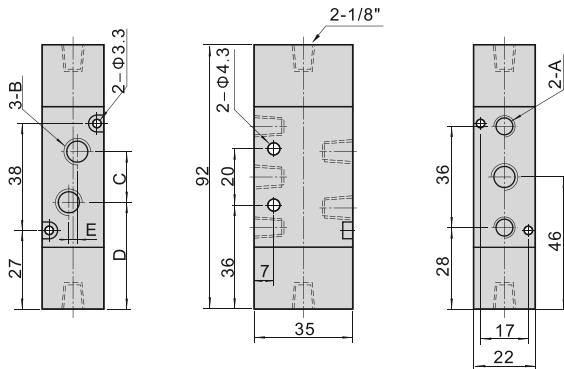
Dimension

4A210



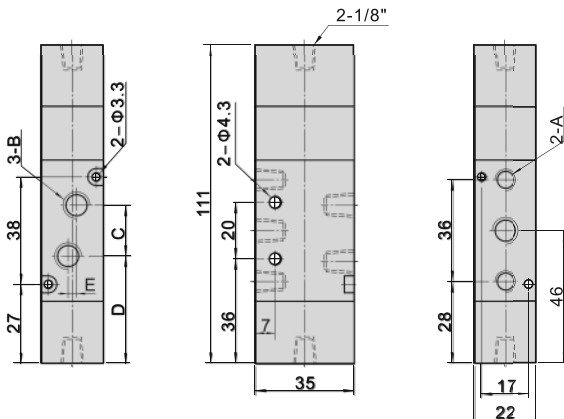
Model\Item	A	B	C	D	E
4A210-06	1/8"	1/8"	18	22.7	0
4A210-08	1/8"	1/4"	21	21.2	3

4A220



Model\Item	A	B	C	D	E
4A220-06	1/8"	1/8"	18	37	0
4A220-08	1/8"	1/4"	21	35.5	3

4A230



Model\Item	A	B	C	D	E
4A230-06	1/8"	1/8"	18	37	0
4A230-08	1/8"	1/4"	21	35.5	3

