

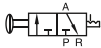
# Push-pull valve(3/2way)



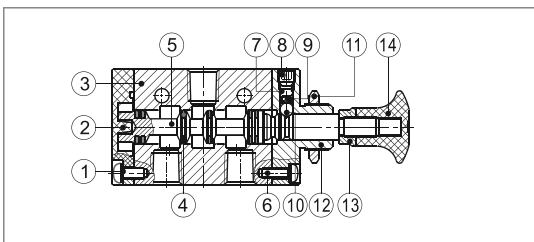
## 3L Series



### Symbol



### Inner structure



No.	Item	No.	Item	No.	Item
1	Round head screw	6	Round head screw	11	Hexagon nut
2	Bottom cover	7	Spring	12	Top cover
3	Body	8	Stop screw	13	Safety nut
4	O-ring	9	Spring base	14	Hand grip
5	Spool	10	Steel ball		

### Specification

Model	3L110-06	3L210-06	3L210-08	3L310-08	3L310-10
Fluid	Air (to be filtered by 40 μm filter element)				
Operating	Manual control direct acting type				
Port size[Note1]	1/8"		1/4"		3/8"
Orifice size	12.0mm <sup>2</sup> (Cv=0.67)	14.0mm <sup>2</sup> (Cv=0.78)	16.0mm <sup>2</sup> (Cv=0.89)	25.0mm <sup>2</sup> (Cv=1.39)	30.0mm <sup>2</sup> (Cv=1.67)
Valve type	3/2 Way				
Lubrication [Note2]	Not required				
Pressure range	0~1.0MPa(0~145psi)				
Proof pressure	1.5MPa(215psi)				
Temperature	-20~70°C				
Material body	Aluminum alloy				

[Note1] PT thread, G thread and NPT thread are available;

[Note2] Once lubricated air is used, continue with same medium to optimise valve life span. It is suggested to use ISO VG32 lubricant or the oil with the same grade.

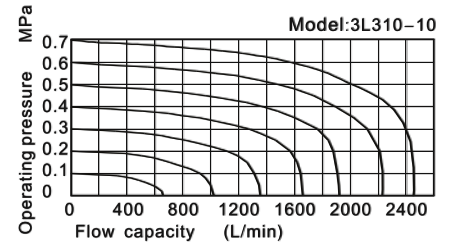
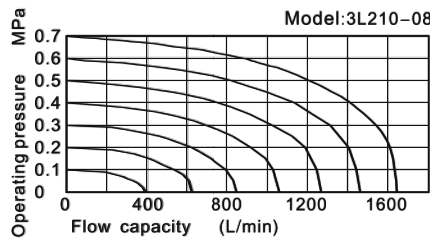
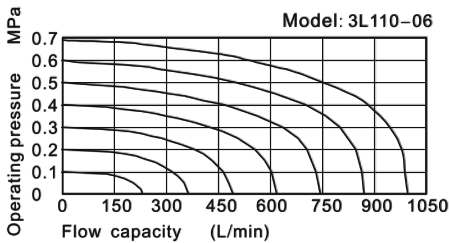
### Ordering code

**3L 2 10 08** □

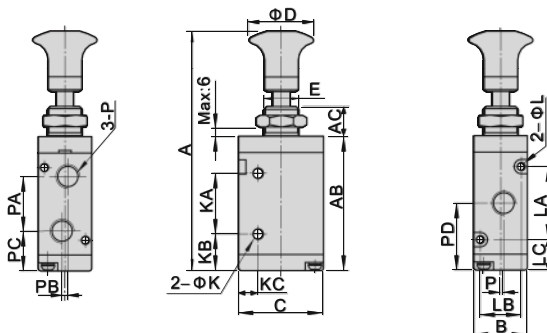
① ② ③ ④ ⑤

① Model	② Code	③ Valve type	④ Port size	⑤ Thread type
3L: 3 port 2 position push-pull valve	1: 100 Series	10: 2 position	06: 1/8"	Blank: PT G: G T: NPT
	2: 200 Series		06: 1/8" 08: 1/4"	
	3: 300 Series		08: 1/4" 10: 3/8"	

### Flow chart



### Dimensions



Item\Model	3L11006	3L21006	3L21008	3L31008	3L31010
A	87	98	98	106.5	106.5
AB	47.8	57.8	57.8	66.5	66.5
AC	10	10	10	10	10
B	18	22	22	27	27
C	27	35	35	40	40
D	25	25	25	25	25
E	M12×0.75	M14×1.0	M14×1.0	M16×1.0	M16×1.0
K	3.1	4.3	4.3	4.3	4.3
KA	21	25	25	30	30
KB	13	16	16	18	18
KC	7.7	8	8	10	10
L	3.3	3.3	3.3	4.3	4.3
LA	19	30	30	35	35
LB	13	17	17	20	20
LC	14	13.5	13.5	15.5	15.5
P	1/8"	1/8"	1/4"	1/4"	3/8"
PA	16	22.5	22.5	24	24
PB	2	0	0	0	0
PC	15.5	17.5	17.5	21	21
PD	24.5	28.5	28.5	33	33
PE	1	0	1.5	0	2

